


Current Batteries

Datasheet	Picture	Size	Voltage (nom.)	ANSI	IEC	Diam. (mm)	Weight (g)	Height (mm)	Length (mm)	Width (mm)
732		Lantern	12	926	8R25	N/A	1200	125.4	136.5	73

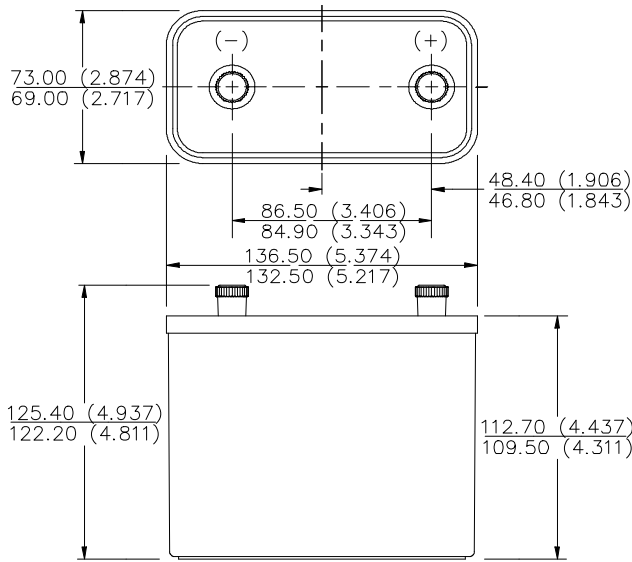
EVEREADY 732

12V
CLASSIC



Industry Standard Dimensions

mm (inches)



Chemical System: Zinc-Manganese Dioxide (Zn/MnO₂)
(No Added Mercury or Cadmium)

Designation: ANSI-926

Battery Voltage: 12 Volts

Operating Temp: -18°C to 55°C (0°F to 130°F)

Average Weight: 1,200 grams (42.5 oz.)

Volume: 1,182 cubic centimeters (72 cubic inch)

Average Capacity: 7.5 Ah to 0.6 volts / cell
(Rated at 25k ohms continuous at 21°C)

Cell: Eight No. 60 (size "F") in series

Terminals: Screw Post

Jacket: Plastic

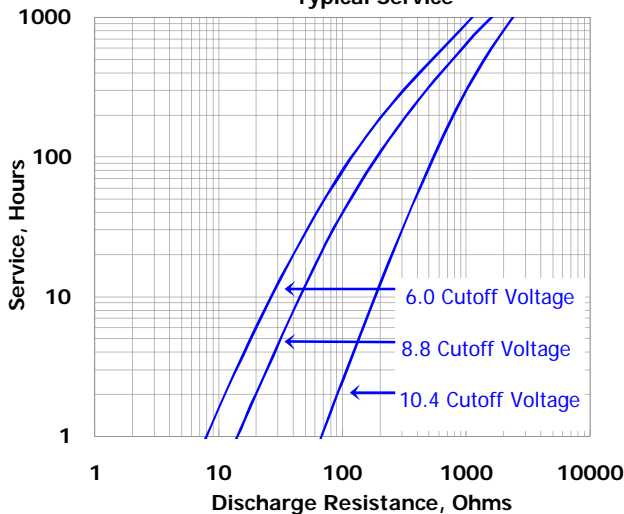
INTERNAL RESISTANCE VS. TEMPERATURE

The measurement is an approximation of the battery's actual internal resistance. It is sensitive to the loads and operator technique.

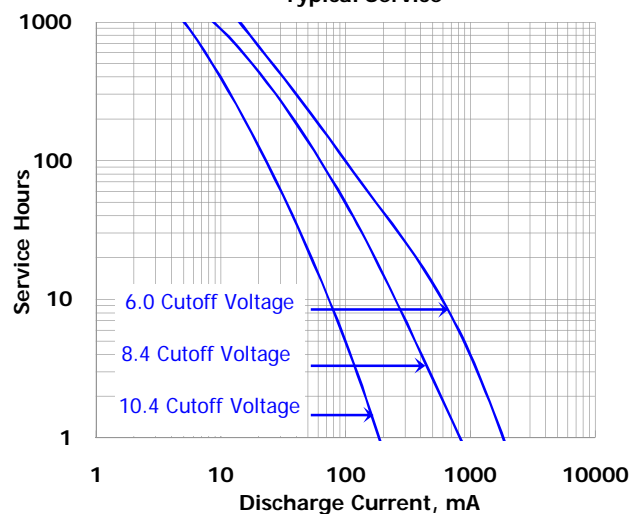
Schedule: Background Load 600 ohms
Pulse Load 10 ohms
Pulse Duration 1 second

Temperature	Typical Ri (ohms)
45°C (113°F)	2
21°C (70°F)	2.1
0°C (32°F)	2.4
-21°C (-4°F)	24.0

CONSTANT RESISTANCE PERFORMANCE
Typical Service



CONSTANT CURRENT DISCHARGE
Typical Service



Important Notice

This data sheet contains information specific to batteries manufactured at the time of its publication.

Contents herein do not constitute a warranty.

Copyright © Eveready Battery Co. Inc. - All Rights Reserved