


Half-pitch Piano DIP Switch

A6HR

Piano type models available in Half-pitch.

- Gold-plated twin contacts will ensure high reliability.
- Embossed tapping models available for automatic mounting. (small reel also available)
- Temperature-resistant resin allows at peak reflow temperatures of 260 °C.

RoHS Compliant



NEW

Ordering Information

Type and color of actuator		Piano type (white)		
No. of poles	Quantity per package	Stick models	Embossed tapping	
			Standard reel (units of 1,000)	Small reel (units of 500)
2	125	A6HR-2104	A6HR-2104-P	A6HR-2104-PM
4	70	A6HR-4104	A6HR-4104-P	A6HR-4104-PM
6	50	A6HR-6104	A6HR-6104-P	A6HR-6104-PM
8	40	A6HR-8104	A6HR-8104-P	A6HR-8104-PM
10	30	A6HR-0104	A6HR-0104-P	A6HR-0104-PM

Note: Orders must be made in integral multiples of packaging quantities.

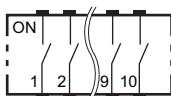
Specifications

■ Ratings/Characteristics

Rating	24 VDC 25 mA, 10 μA (minimum current) at 3.5 VDC
Ambient operating temperature	-30 to 85 °C at 60% max. (with no icing or condensation)
Ambient operating humidity	35% to 95% (at 5 to 35 °C)
Insulation resistance	100 MΩ min. (at 100 VDC)
Contact resistance	200 mΩ max. (initial value)
Dielectric strength	300 VAC for 1 min between terminals
Vibration resistance	Malfunction: 10 to 55 Hz, 1.5-mm double amplitude
Shock resistance	Malfunction: 490 m/s ² min.
Life expectancy	Electrical: 1,000 operations min.
Operating force	0.29 to 4.9 N
Weight	0.13g (2 poles) 0.22g (4 poles) 0.3g (6 poles) 0.4g (8 poles) 0.48g (10 poles)

Installation

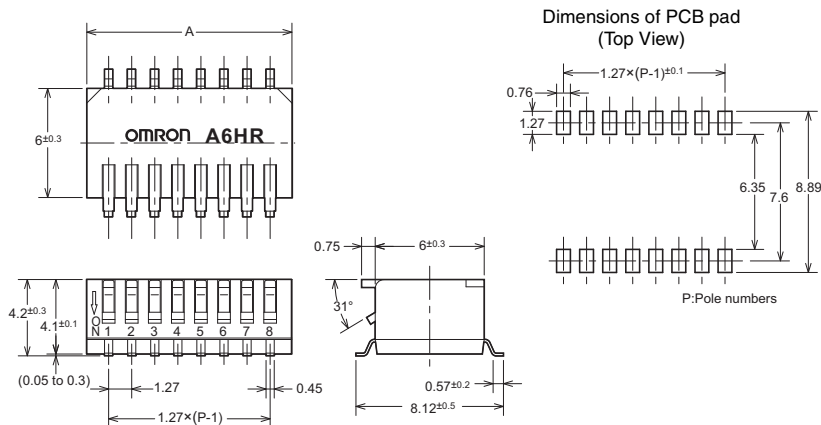
■ Internal Connections (Top View)



Dimensions

- Note:** 1. All units are in millimeters unless otherwise indicated.
 2. Unless otherwise specified, a tolerance of ± 0.4 mm applies to all dimensions.

Standard A6HR-□104



No. of poles	Models	A
2	A6HR-2104	3.67
4	A6HR-4104	6.21
6	A6HR-6104	8.75
8	A6HF-8102	11.29
10	A6HR-0104	13.83

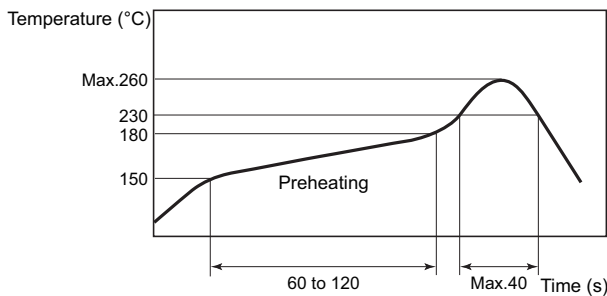
Safety Precautions

Note: Refer to Safety Precautions in the DIP Switches (cat.No.X040) for details on general safety precautions.

Correct Use

Soldering

- Set the Switch to OFF before soldering.
- Observe the following conditions for reflow soldering. (Measurement location: Top of Switch)

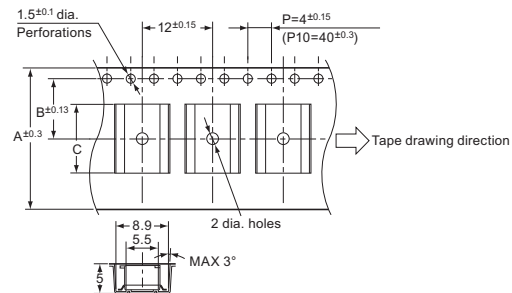


- Soldering by manual is out of the guarantee. Please contact us about details.
- The reflow of soldering is principle possible only for one time. Please contact us about details.

Washing

A6HR is Non-washable models.

Packing Specifications



No. of poles	2	4	6	8	10
A±0.3	16	16	16	24	24
B±0.13	7.5	7.5	7.5	11.5	11.5
C	(4.45)	(7.0)	(9.55)	(12.1)	(14.6)

Environment for Storage and Use

To prevent discoloration of the terminals and other problems during storage, do not store the A6HR in locations subject to the following conditions.

- High temperatures or humidity/Corrosive gases
- Direct sunlight/Contact with water

ALL DIMENSIONS SHOWN ARE IN MILLIMETERS.
 To convert millimeters into inches, multiply by 0.03937. To convert grams into ounces, multiply by 0.03527.

Cat. No. A191-E1-01 In the interest of product improvement, specifications are subject to change without notice.

OMRON Corporation

Electronic and Mechanical Components Company

Switch Division

Manual Switch Department

Shiokoji Horikawa, Shimogyo-ku,
 Kyoto, 600-8530 Japan
 Tel: (81)75-344-7096/Fax: (81)75-344-7188
 URL : <http://www.omron.com/ecb/>

Printed in Japan
 1209 (1209) (W)