

# MICRO SWITCH

FREEPORT ILLINOIS, U.S.A  
A DIVISION OF HONEYWELL INC.  
FED. MFG. CODE 91929

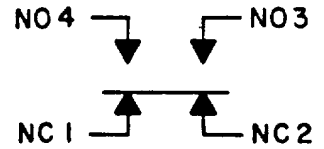
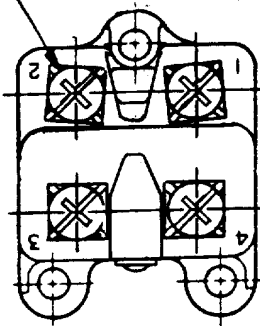
# SWITCH - BASIC

CATALOG LISTING

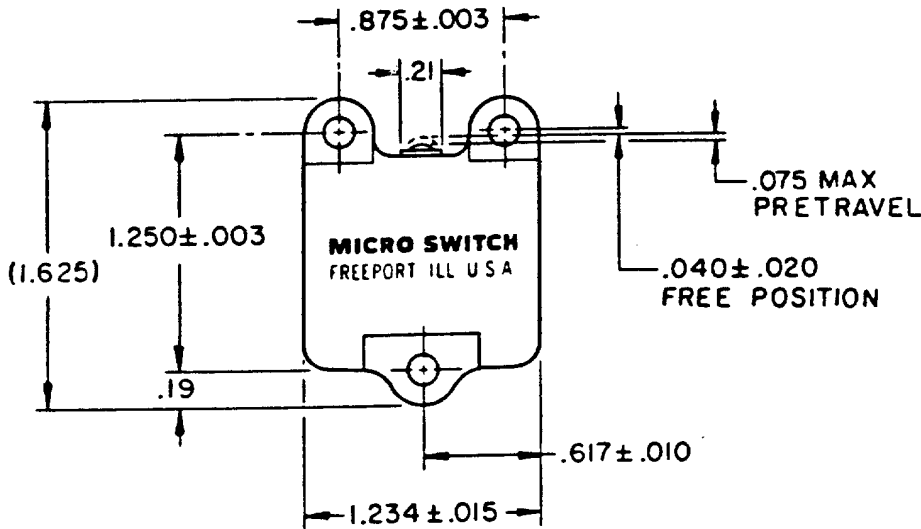
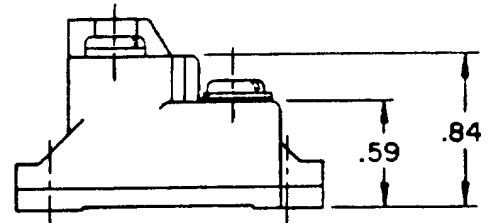
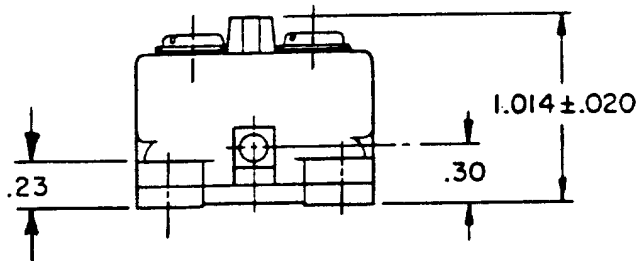
2 MN11

5

4X 8-32 UNC PAN HEAD SCREW AND  
CLAMPING PRESSURE PLATE



CIRCUIT DIAGRAM

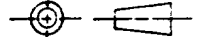


**NOTE**

1 - MOUNTING HOLES WILL ACCEPT NO. 4 SCREWS ON .875 ± .003  
AND 1.250 ± .003 CENTERS

THIS DRAWING COVERS A PROPRIETARY ITEM AND IS THE PROPERTY OF MICRO SWITCH, A DIVISION OF HONEYWELL. THIS DRAWING IS NOT TO BE COPIED OR USED WITHOUT THE APPROVAL OF MICRO SWITCH.

THIRD ANGLE PROJECTION



**CHARACTERISTICS**

OPERATING FORCE - - - - - 14 OZ MAX  
RELEASE FORCE - - - - - 3 OZ MIN  
PRETRAVEL - - - - - .075 MAX  
DIFFERENTIAL TRAVEL - - - .011-.020  
OVERTRAVEL - - - - - .017 MIN  
RELEASE TRAVEL - - - - - .022 MIN

**ELECTRICAL DATA**

CONTACT ARRANGEMENT  
SEE CIRCUIT DIAGRAM  
10A 120, 240, OR 480 VAC  
1/2 HP 120 VAC, 1 HP 240 VAC  
0.8A 115 VDC, 0.4A 230 VDC  
0.1A-550 VDC  
PILOT DUTY 600 VAC MAX

SCALE FULL DO NOT SCALE PRINT

UNLESS OTHERWISE SPECIFIED  
TOLERANCES ARE  
ONE PLACE (.0) ± .030  
TWO PLACE (.00) ± .015  
THREE PLACE (.000) ± .005  
ANGLES ±

WEIGHT

2 MN11

M

DRAWING NUMBER

15

ISSUE

REPLACES

RELEASE NO.

CHECK

CHECK

90

4 DEC

DAW

90

NOV

19

G R T

FO-52848-B

DRAWN