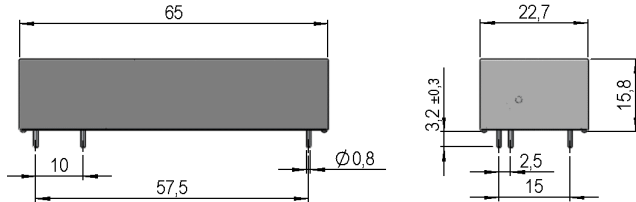


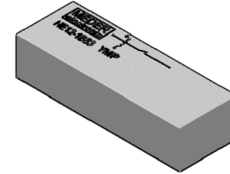
Dimensions (mm)

tolerances according to DIN ISO 2768-m
 Toleranzen gem. DIN ISO 2768-m



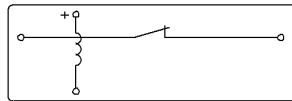
Isometric

Scale 1:2
 Massstab 1:2



Layout

Top View
 Draufsicht



Marking

according to EN60062/factory code
 gem. EN60062/Fertigungsstätte



Coil Data at 20 °C	Conditions	Min	Typ	Max	Unit
Coil resistance		369	410	451	Ohm
Coil voltage			12	15	VDC
Rated power			351		mW
Thermal resistance	max. Relay temperature = operating temperature + self heating		18		K/W
Inductance			220		mH
Pull-In voltage				9	VDC
Drop-Out voltage		1			VDC

Contact data 83	Conditions	Min	Typ	Max	Unit
Contact rating	Any DC combination of V & A not to exceed their individual max.'s			50	W
Switching voltage	DC or Peak AC			7.500	V
Switching current	DC or Peak AC			3	A
Carry current	DC or Peak AC			5	A
Contact resistance static	Measured with 40% overdrive Start Value			150	mOhm
Insulation resistance	RH <45 %, 100 V test voltage	1			TOhm
Breakdown voltage	according to IEC 255-5	10			kV DC
Operate time incl. bounce	measured with 40% overdrive			3,2	ms
Release time	measured with no coil excitation			1,5	ms
Capacitance	@ 10 kHz across open switch		1		pF

Special Product Data	Conditions	Min	Typ	Max	Unit
Number of contacts				1	
Contact - form				B - NC	
Dielectric Strength Coil/Contact	according to IEC 255-5	7,5			kV AC
Dielectric Strength Coil/Contact	according to IEC 255-5	10			kV DC
Insulation resistance Coil/Contact	RH <45%, 200 VDC test voltage	1			TOhm
Capacity Coil/Contact	@ 10 kHz		4,6		pF
Case colour				gray	
Housing material				Polycarbonat	
Sealing compound				Polyurethan	
Connection pins				Copper alloy tin plated	
Magnetic Shield				no	
Reach / RoHS conformity				yes	

Modifications in the sense of technical progress are reserved

Designed at: 10.11.09 Designed by: WKOVACS
 Last Change at: 05.07.10 Last Change by: WKOVACS

Approval at: 05.07.10 Approval by: KOLBRICH
 Approval at: 27.01.11 Approval by: CRUF

Version: 03



Products for tomorrow...

Europe: +49 / 7731 8399 0 | Email: info@meder.com
USA: +1 / 508 295 0771 | Email: salesusa@meder.com
Asia: +852 / 2955 1682 | Email: salesasia@meder.com

Item No.:
8512183500
Item:
HE12-1B83

Environmental data	Conditions	Min	Typ	Max	Unit
Shock	1/2 sine wave duration 11ms			50	g
Vibration	from 10 - 2000 Hz			20	g
Operating temperature		-20		70	°C
Storage temperature		-35		105	°C
Soldering temperature	wave soldering max. 5 sec.			260	°C
Washability		fully sealed			

General data	Conditions	Min	Typ	Max	Unit
Total weight			48		g
Packaging		Styropor Pallette, ESD neutral 10 pcs./each			

Modifications in the sense of technical progress are reserved

Designed at: 10.11.09 Designed by: WKOVACS
Last Change at: 05.07.10 Last Change by: WKOVACS

Approval at: 05.07.10 Approval by: KOLBRICH
Approval at: 27.01.11 Approval by: CRUF

Version: 03