

703



»» Features

- 10A general purpose Power Relay with octal 8 & 11 pins type.
- AC & DC coils are both available.
- SPDT, DPDT, TPDT of contact configurations.
- Optional to be equipped with lamp indicator or push-to-test button.



»» Type List

Terminal style	Contact form	Designation (provided with)				
		Blank	Lamp	Manual	Lamp & Manual	Open type
Quick terminal	XA (SPDT)	703XA	703XAL	703XAM	703XALM	703XAX
	XB (DPDT)	703XB	703XBL	703XBM	703XBML	703XBX
	XC (TPDT)	703XC	703XCL	703XCM	703XCLM	703XCX
	XC-1 (TPDT) (different contact)	703XC-1	703XC-1L	703XC-1M	703XC-1LM	-----

»» Ordering Information

703 XC L
1 2 3

- | | |
|--|---|
| <p>1. 703 -- Basic series designation</p> <p>2. XA -- Single pole double throw ∙ eight pins terminal</p> <p style="padding-left: 20px;">XB -- Double pole double throw ∙ eight pins terminal</p> <p style="padding-left: 20px;">XC -- Three pole double throw ∙ eleven pins terminal</p> <p style="padding-left: 20px;">XC-1 -- Three pole double throw ∙ eleven pins terminal (Different contact arrangement)</p> | <p>3. Blank -- No special feature</p> <p style="padding-left: 20px;">L -- Pilot lamp</p> <p style="padding-left: 20px;">M -- Manual operator</p> <p style="padding-left: 20px;">X -- Open type with solder terminals</p> <p style="padding-left: 40px;">703XAX-Open type ∙ SPDT ∙ 3 terminals</p> <p style="padding-left: 40px;">703XBX-Open type ∙ DPDT ∙ 6 terminals</p> <p style="padding-left: 40px;">703XCX-Open type ∙ 3PDT ∙ 9 terminals</p> |
|--|---|

»» Contact Rating

Resistive load	10A 28VDC, 10A 120VAC, 5A 240VAC
Motor	1/6HP 120VAC, 1/3HP 240VAC

»» Coil Rating (DC)

Rated voltage (V)	Rated current $\pm 10\%$ at 23 °C (mA)	Coil resistance $\pm 10\%$ at 23 °C (Ω)	Max. continuous voltage at 70 °C	Pick up voltage(Max) at 23 °C	Drop out voltage(Min) at 23 °C	Power consumption at rated voltage
6	188	32	120 % of rated voltage	75 % of rated voltage	10 % of rated voltage	approx. 1.2W
12	100	120				
24	51	472				
48	27	1800				
110	11	10000				
125	12.5	10000				

»» Coil Rating (AC)

Rated voltage (V)	Coil resistance $\pm 10\%$ at 23 °C (Ω)	Max. continuous voltage at 70 °C	Pick up voltage(Max) at 23 °C	Drop out voltage(Min) at 23 °C	Power consumption at rated voltage
6	6	110 % of rated voltage	85 % of rated voltage	30 % of rated voltage	approx. 2.0VA
12	21				
24	85				
48	350				
110	1980				
120	2250				
220	8400				
240	9110				

»» Specification

Contact material	AgCdO alloy	
Contact resistance ⁽¹⁾	50 m Ω Max.	
Operate time ⁽¹⁾	20 ms Max.	
Release time ⁽¹⁾	20 ms Max.	
Insulation resistance ⁽¹⁾	1000 M Ω Min. (DC 500V)	
Dielectric strength ⁽¹⁾	Between live parts & ground : AC 1500V, 50/60Hz 1 min.	
	Between contact and coil : AC 1500V, 50/60Hz 1 min.	
	Between open contact : AC 500V, 50/60Hz 1 min.	
Vibration resistance	Operating extremes	10~55Hz, amplitude 1.0 mm
	Damage limits	10~55Hz, amplitude 1.5 mm
Shock resistance	Operating extremes	10G
	Damage limits	100G

Life expectancy	Mechanical	10,000,000 operations (frequency 18,000 operations/hr)
	Electrical	100,000 operations (frequency 1,200 operations/hr)
Operating ambient temperature	-45~+70 °C (no freezing)	
Weight	Approx. 79.2 g	

Note : (1) initial value

»» Safety Approval

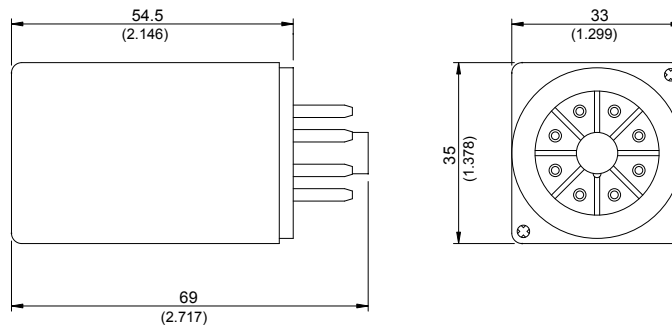
Certified	UL	CSA	FIMKO
File No.	E88991	LR90143	193853-01

»» Safety Approval Rating

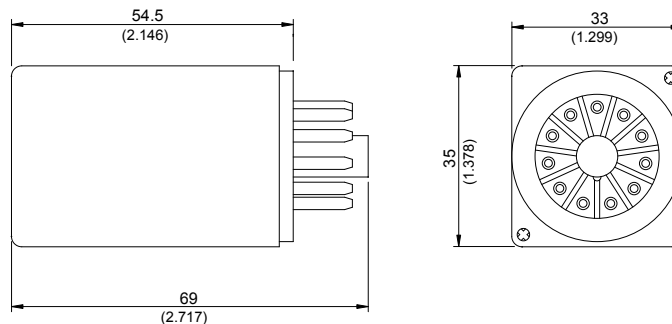
UL	CSA	FIMKO
10A 28VDC 10A, 1/6HP 120VAC 5A, 1/3HP 240VAC	10A 28VDC 10A, 1/6HP 120VAC 5A, 1/3HP 240VAC	10A 250VAC 5A 250VAC

»» Outline Dimensions

◆703XA,703XB

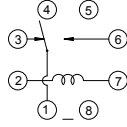


◆703XC,703XC-1

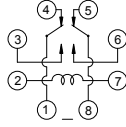


»» Wiring Diagram BOTTOM VIEW

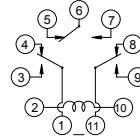
XA



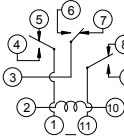
XB



XC



XC-1



»» Engineering Data

