


# DEK-REL- 24/1/SEN


Order No.: 2964050



<http://eshop.phoenixcontact.de/phoenix/treeViewClick.do?UID=2964050>


Relay terminal block for sensor, with soldered-in miniature relays, contact (AgNi+Au): small to medium loads, 1 N/O contact, input voltage 24 V AC/DC, for assembly on NS 35/7.5, terminal width 6.2 mm



Commercial data	
GTIN (EAN)	 4 017918 099367
Note	Made-to-order
sales group	G040
Pack	10 pcs.
Customs tariff	85364190
Catalog page information	Page 129 (IF-2011)

**Product notes**

WEEE/RoHS-compliant since:  
01/02/2006



<http://www.download.phoenixcontact.com>  
Please note that the data given here has been taken from the online catalog. For comprehensive information and data, please refer to the user documentation. The General Terms and Conditions of Use apply to Internet downloads.

Technical data	
<b>Coil side</b>	
Nominal input voltage $U_N$	24 V AC/DC
	24 V DC
	24 V AC

Input voltage range in reference to $U_N$	0.8 ... 1.1
Nominal input current at $U_{IN}$	6.5 mA
Typical response time	5 ms
Typical release time	15 ms
Operating voltage display	Yellow LED
Protective circuit	Bridge rectifier Bridge rectifier

**Contact side**

Contact type	Double contact, 1 N/O contact
Contact material	AgNi, 5 $\mu$ m hard gold-plated
Maximum switching voltage	250 V AC 125 V DC
Minimum switching voltage	0.1 V
Maximum inrush current	5 A
Min. switching current	1 mA
Limiting continuous current	3 A (5 A up to 35°C at 24 V DC)
Interrupting rating (ohmic load) max.	72 W (at 24 V DC) 60 W (for 48 V DC) 50 W (for 60 V DC) 50 W (for 110 V DC) 750 VA (for 250 V AC) 120 W (at 24 V DC - up to 35°)

**General data**

Width	6.2 mm
Height	80 mm
Depth	56 mm
Test voltage relay winding/relay contact	2 kV AC (50 Hz, 1 min.)
Ambient temperature (operation)	-20 °C ... 50 °C
Ambient temperature (storage/transport)	-20 °C ... 70 °C
Operating mode	100% operating factor
Mechanical service life	Approx. $2 \times 10^7$ cycles
Standards/regulations	IEC 60664 EN 50178 IEC 62103
Rated surge voltage / insulation	Basic insulation

Pollution degree	2
Surge voltage category	III
Mounting position	Any
Assembly instructions	In rows with zero spacing

#### Connection data

Connection method	Screw connection
Conductor cross section solid min.	0.2 mm <sup>2</sup>
Conductor cross section solid max.	2.5 mm <sup>2</sup>
Conductor cross section stranded min.	0.2 mm <sup>2</sup>
Conductor cross section stranded max.	2.5 mm <sup>2</sup>
Conductor cross section AWG/kcmil min.	24
Conductor cross section AWG/kcmil max	14
Stripping length	8 mm
Screw thread	M3

#### Certificates / Approvals



Certification

CUL, GOST, UL

#### Accessories

Item	Designation	Description
------	-------------	-------------

#### Assembly

2716949	D-DEK 1,5 GN	Cover for setting the end of a terminal row, color: green
---------	--------------	---

#### Bridges

2716648	EB 2- DIK BU	Insertion bridge, Number of positions: 2, Color: blue
2716693	EB 2- DIK RD	Insertion bridge, Number of positions: 2, Color: red
2716651	EB 3- DIK BU	Insertion bridge, Number of positions: 3, Color: blue
2716745	EB 3- DIK RD	Insertion bridge, Number of positions: 3, Color: red
2716664	EB 4- DIK BU	Insertion bridge, Number of positions: 4, Color: blue
2716758	EB 4- DIK RD	Insertion bridge, Number of positions: 4, Color: red

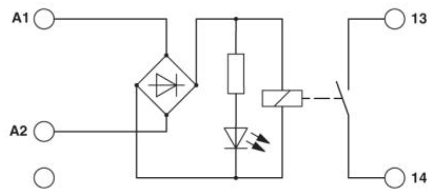
2716677	EB 5- DIK BU	Insertion bridge, Number of positions: 5, Color: blue
2716761	EB 5- DIK RD	Insertion bridge, Number of positions: 5, Color: red
2716680	EB 10- DIK BU	Insertion bridge, Number of positions: 10, Color: blue
2716774	EB 10- DIK RD	Insertion bridge, Number of positions: 10, Color: red
2715940	EB 80- DIK BU	Insertion bridge, Number of positions: 80, Color: blue
2715953	EB 80- DIK RD	Insertion bridge, Number of positions: 80, Color: red
2715788	EB 80- DIK WH	Insertion bridge, Number of positions: 80, Color: white

### Additional products

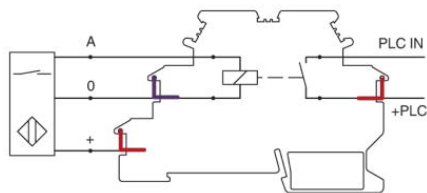
Item	Designation	Description
<b>General</b>		
2715979	DIKD 1,5	Sensor/actuator terminal block, Cross section: 0.2 mm <sup>2</sup> - 4 mm <sup>2</sup> , AWG: 24 - 12, Connection type: Screw connection, Width: 6.2 mm, Color: gray, Mounting type: NS 35/7.5, NS 35/15

### Diagrams/Drawings

#### Circuit diagram



#### Schematic diagram



Pin configuration DEK-REL-...SEN

**Address**

PHOENIX CONTACT Inc., USA  
586 Fulling Mill Road  
Middletown, PA 17057, USA  
Phone (800) 888-7388  
Fax (717) 944-1625  
<http://www.phoenixcon.com>



© 2011 Phoenix Contact  
Technical modifications reserved;