

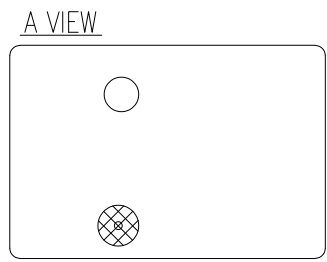
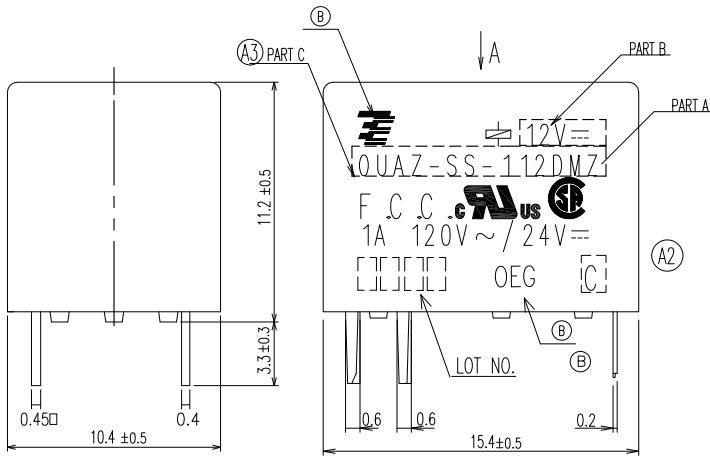
THIS DRAWING IS UNPUBLISHED.
 © COPYRIGHT

RELEASED FOR PUBLICATION
 ALL RIGHTS RESERVED.

LOC HB
 DIST

REVISIONS

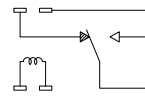
P	LTR	DESCRIPTION	DATE	DWN	APVD
B1		REVISED PER ECO-11-005140	29MAR11	RK	HMR



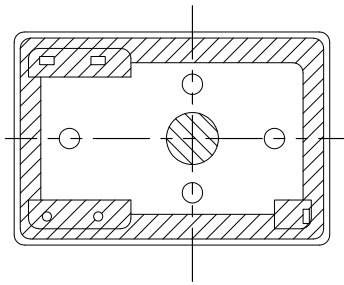
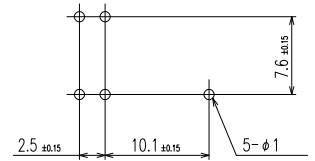
② NOTES:
 1. LOT NO. SYSTEM AS FOLLOWING:

 WEEK
 YEAR

WIRING DIAGRAM



PCB LAYOUT (GENERAL TOLERANCE ± 0.15)



GENERAL TOLERANCE:

Diagram Dimension	Tolerance
0.99mm,max	±0.1mm
1-2.99mm	±0.2mm
3mm min	±0.3mm

DIMENSIONS: mm	TOLERANCES UNLESS OTHERWISE SPECIFIED: 0 P/C ± 1 P/C ± 2 P/C ± 3 P/C ± 4 P/C ± ANGLES ±	DWN Steven.Zhou	TE Connectivity		
		CHK Banghua,Yu			
MATERIAL	FINISH	APVD Sunny,Zhang	NAME		
		PRODUCT SPEC SEE RELAY TYPE	QUAZ D/L STANDARD CUSTOMER DRAWING		
		APPLICATION SPEC	SIZE A3	CAGE CODE 00779	DRAWING NO. 1461015
		WEIGHT	RESTRICTED TO		
		CUSTOMER DRAWING	SCALE 5:1	SHEET 1 OF 2	REV B1

THIS DRAWING IS UNPUBLISHED. | RELEASED FOR PUBLICATION
 © COPYRIGHT | ALL RIGHTS RESERVED.

LOC	DIST	REVISIONS						
		P	LTR	DESCRIPTION	ECN	DATE	DWN	APVD

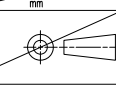

(A3)

	PART NO	DESCRIPTION	PART B	PART A	TYPE	
NONE	1461015-6	OUAZ-SH-118L	900	18V	OUAZ-SH-118L	x
MARKING	4-1419145-8	OUAZ-SH-124L	900	24V	OUAZ-SH-124L	w
MARKING	6-1419130-5	OUAZ-SH-112L	900	12V	OUAZ-SH-112L	v
MARKING	4-1419145-6	OUAZ-SH-109L	900	9V	OUAZ-SH-109L	u
MARKING	4-1419145-3	OUAZ-SH-106L	900	6V	OUAZ-SH-106L	t
MARKING	4-1419145-0	OUAZ-SH-105L	900	5V	OUAZ-SH-105L	s
MARKING	4-1419130-0	OUAZ-SH-103L	900	3V	OUAZ-SH-103L	r
MARKING	1461015-4	OUAZ-SH-124D	900	24V	OUAZ-SH-124D	q
MARKING	5-1419130-6	OUAZ-SH-112D	900	12V	OUAZ-SH-112D	p
MARKING	1461015-3	OUAZ-SH-109D	900	9V	OUAZ-SH-109D	o
MARKING	1461015-2	OUAZ-SH-106D	900	6V	OUAZ-SH-106D	n
MARKING	3-1419145-9	OUAZ-SH-105D	900	5V	OUAZ-SH-105D	m
MARKING	1461015-5	OUAZ-SH-103D	900	3V	OUAZ-SH-103D	l
MARKING	PART NO	DESCRIPTION	PART B	PART A	TYPE	

MARKING	1-1419131-1	OUAZ-SS-124L	900	24V	OUAZ-SS-124L	k
MARKING	1419131-5	OUAZ-SS-112L	900	12V	OUAZ-SS-112L	j
MARKING	9-1419130-8	OUAZ-SS-109L	900	9V	OUAZ-SS-109L	i
MARKING	5-1419145-4	OUAZ-SS-106L	900	6V	OUAZ-SS-106L	h
MARKING	8-1419130-6	OUAZ-SS-105L	900	5V	OUAZ-SS-105L	g
MARKING	1461015-1	OUAZ-SS-124D	900	24V	OUAZ-SS-124D	f
MARKING	5-1419145-7	OUAZ-SS-112D	900	12V	OUAZ-SS-112D	e
MARKING	9-1419130-3	OUAZ-SS-109D	900	9V	OUAZ-SS-109D	d
MARKING	5-1419145-2	OUAZ-SS-106D	900	6V	OUAZ-SS-106D	c
MARKING	8-1419130-3	OUAZ-SS-105D	900	5V	OUAZ-SS-105D	b
MARKING	5-1419145-0	OUAZ-SS-103D	900	3V	OUAZ-SS-103D	a
MARKING	PART NO	DESCRIPTION	PART B	PART A	TYPE	

RELAY TYPE

UV RESIN	UV SEAL:3056C(VENT HOLE)	12
EPOXY RESIN	SEAL:221ZE	11
POLYURETHANE COPPER WIRE	MAGNETIC WIRE	10
PBT	CASE	9
Cu ALLOY	MOVABLE SPRING	8
Cu ALLOY	B TERMINAL	7
Cu ALLOY	M TERMINAL	6
STEEL	ARMATURE	5
STEEL	CORE	4
STEEL	YOKE	3
C.P WIRE	COIL TERMINAL	2
PBT	BOBBIN	1
MATERIAL	DESCRIPTION	ITEM

DIMENSIONS: mm 	TOLERANCES UNLESS OTHERWISE SPECIFIED: 0 P/C ± 1 P/C ± 2 P/C ± 3 P/C ± 4 P/C ± ANGLES ±	DWN	 TE Connectivity			
		CHK				NAME
MATERIAL	FINISH	APVD	SIZE	CAGE CODE	DRAWING NO	RESTRICTED TO
		PRODUCT SPEC	A3	00779	1461015	—
		APPLICATION SPEC	SCALE		SHEET	REV
		WEIGHT			2 OF 2	B1
		CUSTOMER DRAWING				