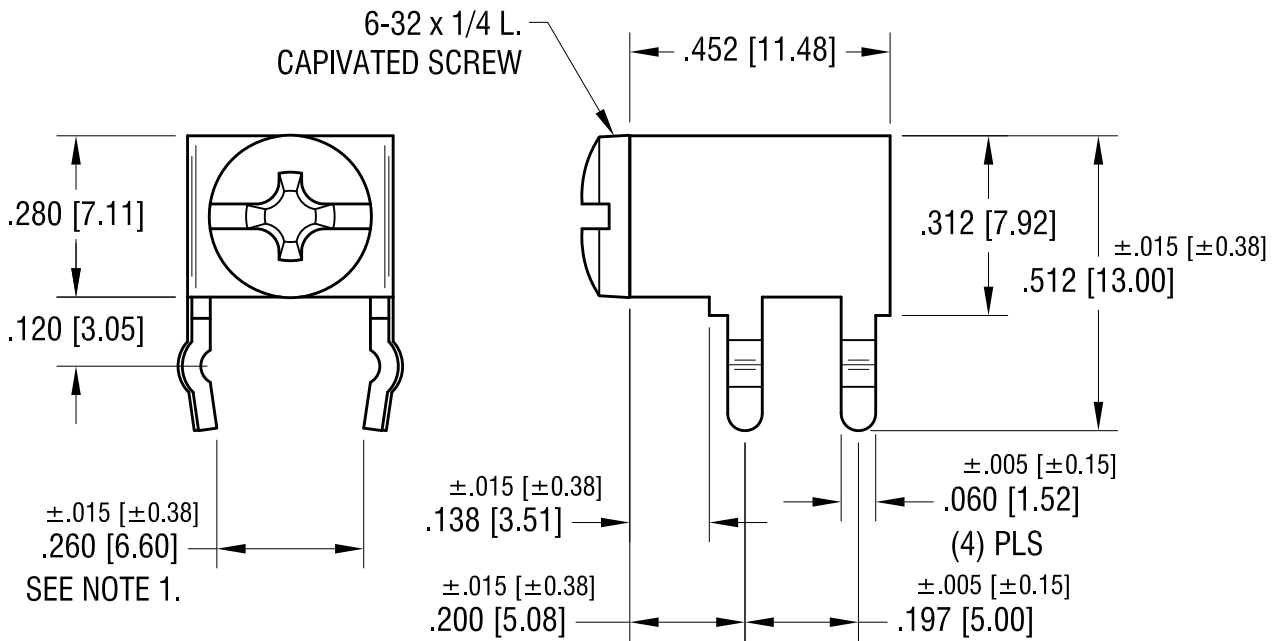
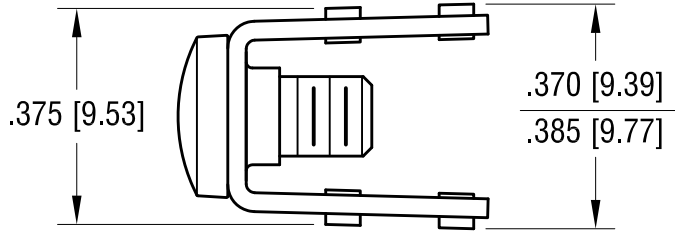
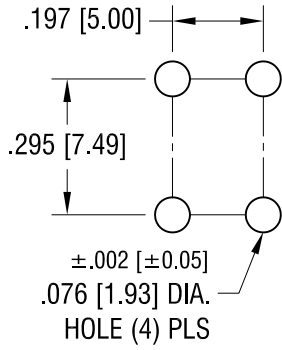


THIS DOCUMENT IS THE PROPERTY OF KEYSTONE ELECTRONICS CORP. AND SHALL NOT BE REPRODUCED, DISTRIBUTED OR USED AS A BASIS FOR MANUFACTURE WITHOUT PRIOR WRITTEN PERMISSION FROM KEYSTONE ELECTRONICS CORP.

MOUNTING DETAIL



NOTE:

1. .260 [6.60] ±.015 [±0.38] DIMENSION TO BE MEASURED AT END OF LEG, NOT AT SEATING PLANE.

2. TERMINAL:

MAT'L - .032 [0.81] TH'K BRASS, MATTE TIN PLATE

SCREW:

MAT'L - BRASS, NICKEL PLATE

6.24.10	CHANGED AS PER ECN 10-044	L
12.27.07	CHANGE AS PER ECN 07-090	K
DATE	DESCRIPTION	REV.

KEYSTONE ELECTRONICS CORP.			
ASTORIA, N.Y. 11105-2017			
PART NAME		PC SCREW TERMINAL	
MATERIAL		AS NOTED	
FINISH	AS NOTED	DRN BY	BOONE
		APP'D	
		DATE	9.20.93
		SCALE	3X
TOLERANCES	INCH [MM]	CODE	DWG NO.
DECIMAL	±.010 [±0.25]	C	
ANGULAR	± 1°		
UNLESS OTHERWISE SPECIFIED			7692