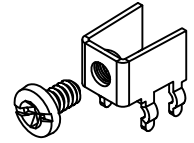
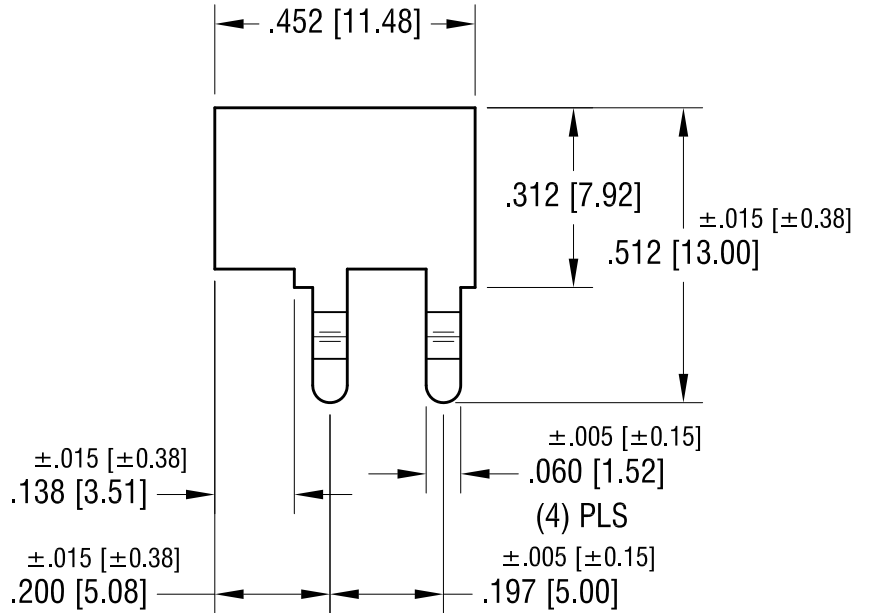
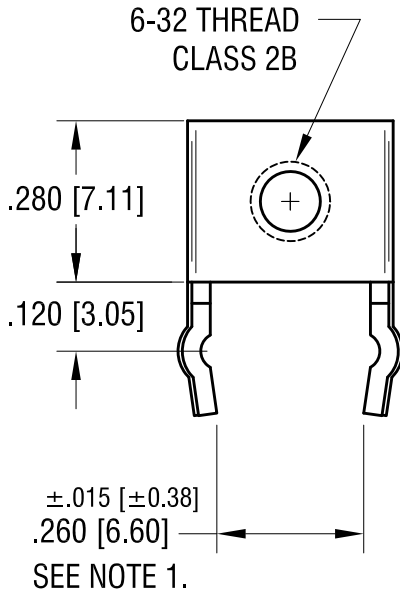
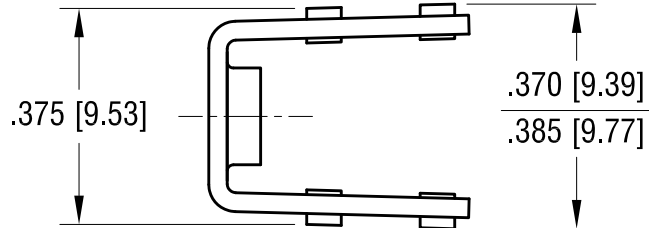
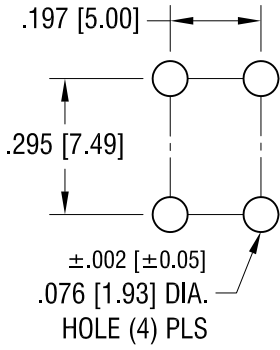


THIS DOCUMENT IS THE PROPERTY OF KEYSTONE ELECTRONICS CORP. AND SHALL NOT BE REPRODUCED, DISTRIBUTED OR USED AS A BASIS FOR MANUFACTURE WITHOUT PRIOR WRITTEN PERMISSION FROM KEYSTONE ELECTRONICS CORP.



MOUNTING DETAIL



NOTE:

1. .260 [6.60] ±.015 [±0.38] DIMENSION TO BE MEASURED AT END OF LEG, NOT AT SEATING PLANE.
2. TERMINAL:
 MAT'L - .032 [0.81] TH'K BRASS, MATTE TIN PLATE
 SCREW : ONE (1) 6-32 x 1/4 L., SUPPLIED LOOSE.
 MAT'L - BRASS, NICKEL PLATE

7.08.09	CHANGE AS PER ECN 09-097	F
12.31.07	CHANGE AS PER ECN 07-101	E
DATE	DESCRIPTION	REV.

KEYSTONE ELECTRONICS CORP.			
www.keyelco.com • ASTORIA, N.Y. 11105-2017 • Tel (718) 956-8900			
PART NAME		PC SCREW TERMINAL	
MATERIAL		AS NOTED	
FINISH	AS NOTED	DRN BY	BOONE
		DATE	10.1.93
		APP'D	SCALE
			3X
TOLERANCES	INCH [MM]	CODE	DWG NO.
DECIMAL	± .010 [± 0.25]	C	7690
ANGULAR	± 1°		
UNLESS OTHERWISE SPECIFIED			