

Rating:
3 to 20A, 125-250VAC, 32VDC

Approvals:
UL, CUL, TUV, CE
UL1500/ISO8846 for ignition protection/marine

Dielectric Strength:
2500 VAC/ 1 minute

Interrupting capacity:
2500 amps

Resettable overload capacity:
10x rated current

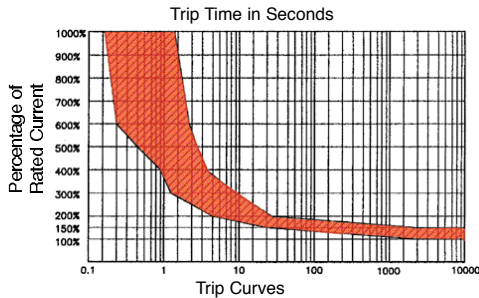
Insulation Resistance:
100M ohms

Operating Temperature:
-10°C to 60°C

Voltage drop:
< 0.25 V

Applications:
Household Appliances
Transportation
Marine
Power Strips
Medical Equipment
Audio Visual Equipment
Power Supplies

Time Delay

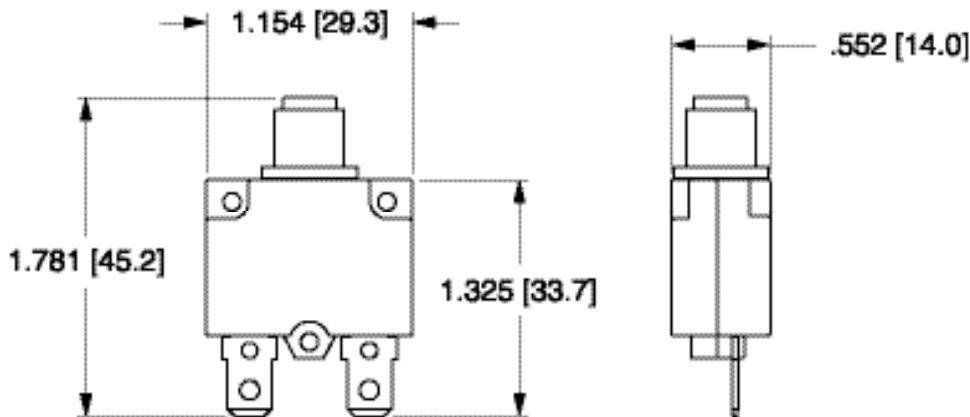


CORRECTION FACTOR	
0°C	x .67
10°C	x .72
15°C	x .83
18°C	x .87
25°C	x 1.00
32°C	x 1.05
40°C	x 1.18
50°C	x 1.33
60°C	x 1.67

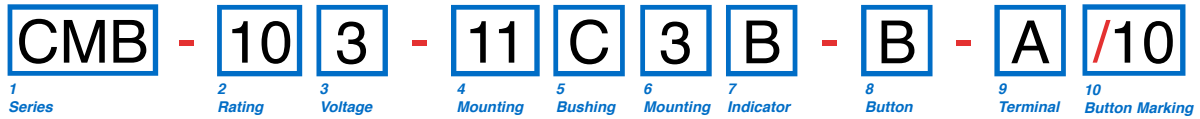
CMB SERIES ONLY	
OVERLOAD	TRIP TIME
100%	NO TRIP
150%	TRIP IN 1 HR
200%	4 - 40 SEC.
300%	1.2-12 SEC.
400%	0.5 - 5.5 SEC.
500%	0.4 - 3.5 SEC.
600%	0.3 - 2.5 SEC.

Breaker must hold 100% of rated current and must trip at 150% and above, within the time limits shown in curve. Trip times specified at 25° ambient with no preloading.
 1 To adjust the breaker rating for ambient temperature multiply the breaker rating by the factor. ex.) 5 amp rating at 0°C: 5 x .67 = 3.3 amp. Select 3 amp rating.

Dimensional Specifications



NOTES:
All dimensions are in.[mm].
Tolerance ±.005 [.127] unless otherwise specified.

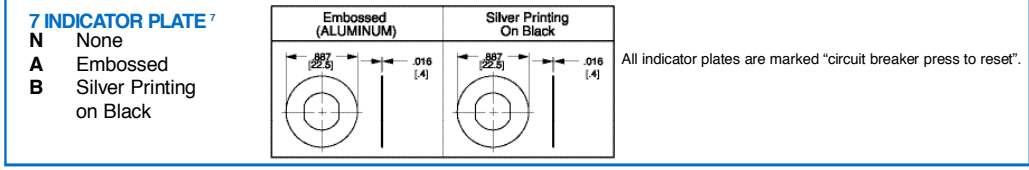
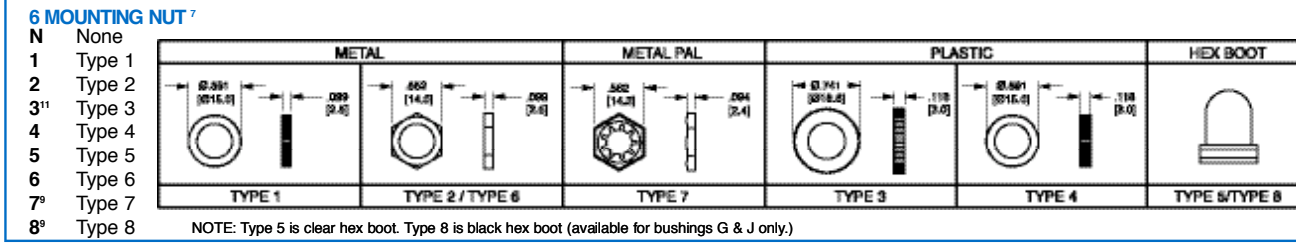
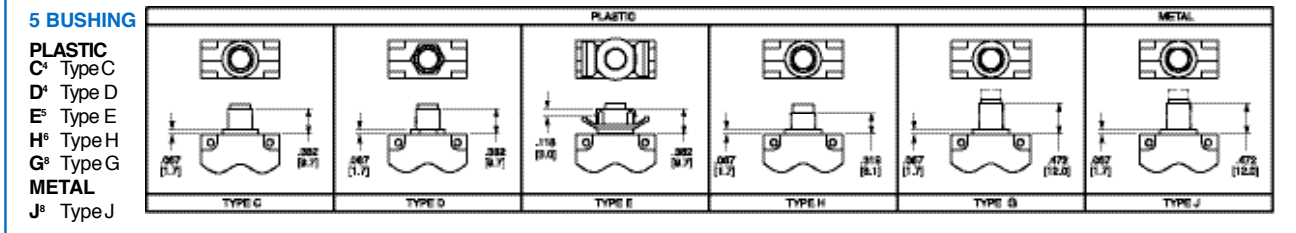
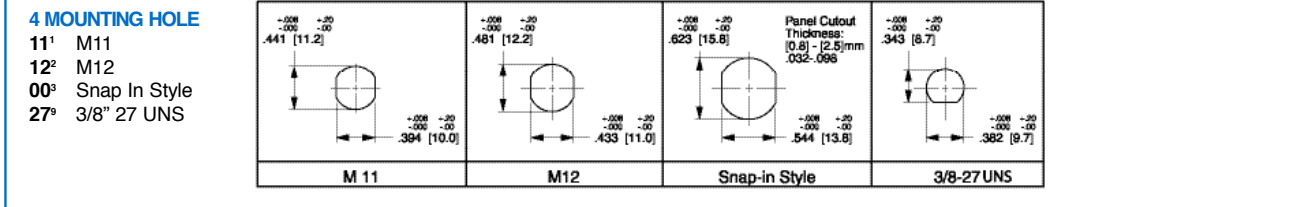


1 SERIES
CMB

2 RATING

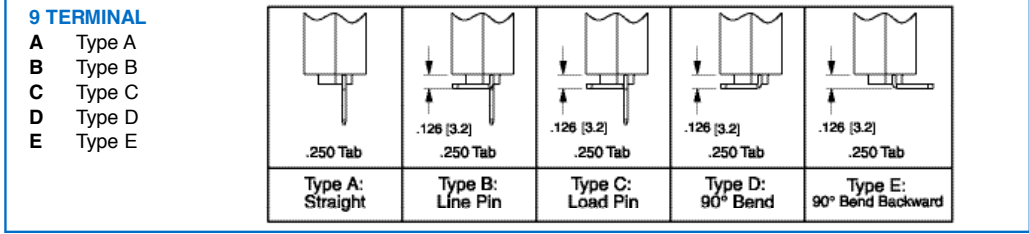
03 3 amp	05 5 amp	07 7 amp	10 10 amp	13 13 amp	15 15 amp	20 20 amp
04 4 amp	06 6 amp	08 8 amp	12 12 amp	14 14 amp	16 16 amp	

3 VOLTAGE
3 125-250VAC/ 32 VDC



NOTES:
All dimensions are in [mm].
Tolerance ±.005 [.127] unless otherwise specified.
1 Used with bushing C or D only.
2 Used with H bushing only.
3 Used with bushing E only.
4 Used with M11 mounting hole only.
5 Used with mounting hole 00 only.
6 Used with M12 mounting hole only.
7 All hardware available separately; Consult factory.
8 Available with mounting hole 27 only.
9 Available with G or J bushing only.
10 Amp rating must match button marking. ex. CMB-203-27E3N-W-A/20 will have 20 marked on the button.
11 Includes molded in "PRESS TO RESET" marking.

8 BUTTON
B Black R Red W White



10 BUTTON MARKING (IF BLANK, NO MARKING.) Button Marking Orientation: 15

03 3 amp	05 5 amp	07 7 amp	10 10 amp	13 13 amp	15 15 amp	20 20 amp
04 4 amp	06 6 amp	08 8 amp	12 12 amp	14 14 amp	16 16 amp	