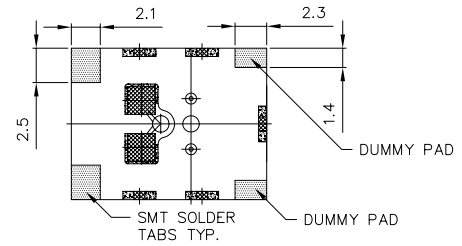
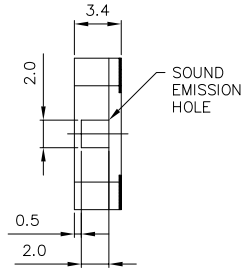
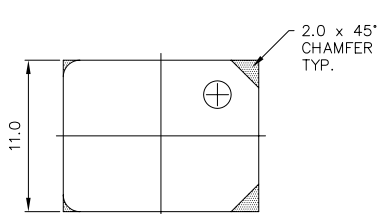


THIS DOCUMENT CONTAINS DATA PROPRIETARY TO PROJECTS UNLIMITED, INC. ANY USE OR REPRODUCTION, IN ANY FORM, WITHOUT PRIOR WRITTEN PERMISSION OF PROJECTS UNLIMITED, INC. IS PROHIBITED.
© 2003, Projects Unlimited Inc.

SPECIFICATIONS

PARAMETERS	VALUES	UNITS
RATED VOLTAGE (SQUARE WAVE)	5	Vp-p
OPERATING VOLTAGE RANGE	3 ~ 7	Vp-p
RATED CURRENT (MAX)	80	mA
COIL RESISTANCE	30±4.5	OHM
MINIMUM SPL @ 10 CM	85	dBa
RESONANT FREQUENCY	2,700±500	Hz
OPERATING TEMPERATURE	-30 ~ +60	°C
STORAGE TEMPERATURE	-40 ~ +85	°C
HOUSING MATERIAL	LCP	-
TERMINAL MATERIAL	TIN-PLATED PHOSPHOR BRONZE	-
WEIGHT	0.7	grams



REVISIONS

LTR	DESCRIPTION	DATE	APPROVED
-	RELEASED FROM ENGINEERING	6/9/99	
A	ADDED ELECTRICAL SPECIFICATION	3/10/03	S.J.
B	REDREW ENTIRE DRAWING	4/25/04	S.J.
C	ADDED HOUSING & TERMINAL MATERIAL	6/24/03	S.J.
D	REVISED TO NEW TEMPLATE	4/26/04	R.W.
E	REVISED SPECIFICATIONS	2/14/05	R.W.

NOTES:

- ALL DIMENSIONS ARE IN MILLIMETERS.
- SPECIFICATION SUBJECT TO CHANGE OR WITHDRAWAL WITHOUT NOTICE.

FILE NAME
SMT-05.DWG

UNLESS OTHERWISE SPECIFIED:
DIMENSIONS ARE IN MILLIMETERS; TOLERANCES ARE ±0.5 AND ANGLES ARE ±3°.

APPROVALS	DATE
DRAWN TMM	6/99
APPROVED S.J.	6/99

DO NOT SCALE DRAWING



Dayton, Ohio

SURFACE MOUNT TRANSDUCER
SMT-05

SIZE
A

DRAWING NO.
SMT-05

SCALE: N.T.S.

SHEET 1 OF 1