


RCK-TWUM/BL16+3/ 5,0PUR-U

Order No.: 1684072




<http://eshop.phoenixcontact.de/phoenix/treeViewClick.do?UID=1684072>

Female connector, Number of positions: 19, Status indication: No;
Master cable connection: M23 socket, Cable length: 5 m, Shielding:
No

Commercial data	
GTIN (EAN)	
sales group	D192
Pack	1 pcs.
Customs tariff	85444290
Catalog page information	Page 128 (PC-2009)

Product notes

WEEE/RoHS-compliant since:
04/01/2006



<http://www.download.phoenixcontact.com>
Please note that the data given here has been taken from the online catalog. For comprehensive information and data, please refer to the user documentation. The General Terms and Conditions of Use apply to Internet downloads.

Technical data	
General data	
Rated voltage	150 V
Number of positions	19
Degree of protection	IP65/IP67
Ambient temperature (operation)	-40 °C ... 125 °C (Male connector / female connector)

Master cable data

Connection method	M23 socket
Length of cable	5 m

Insulation material

Housing material	PUR
Material of contact, master cable side	CU alloy
Material of contact surface, master cable side	Gold-plated
Material of the contact carrier on the master cable side	PA

Connection assignment

Slot/position = pin = conductor color	1 / 4 (A) = 15 = WH
	1 / 2 (B) = 7 = GY/PK
	2 / 4 (A) = 5 = GN
	2 / 2 (B) = 4 = RD/BU
	3 / 4 (A) = 16 = YE
	3 / 2 (B) = 8 = WH/GN
	4 / 4 (A) = 3 = GY
	4 / 2 (B) = 14 = BN/GN
	5 / 4 (A) = 17 = PK
	5 / 2 (B) = 9 = WH/YE
	6 / 4 (A) = 2 = RD
	6 / 2 (B) = 13 = YE/BN
	7 / 4 (A) = 11 = BK
	7 / 2 (B) = 10 = WH/GY
	8 / 4 (A) = 1 = VT
	8 / 2 (B) = 18 = GY/BN
	1-8 / 1 (+ 120 V) = 19 = BN
	1-8 / 3 (0 V) = 6 = BU
	1-8 / 5 (PE) = 12 = GN/YE

Conductor data

Cable type	Master cable suitable for flexible cable conduit
Cable abbreviation	LiYY11Y-HF
UL AWM Style	20549

Conductor cross section	16x 0.5 mm ² (signal line) 3x 1 mm ² (power line)
AWG signal line	20
Conductor structure signal line	28x 0.15 mm
AWG power supply	17
Conductor structure, voltage supply	56x 0.15 mm
Core diameter including insulation	1.5 mm ±0.1 mm (signal line) 2.1 mm ±0.1 mm (power line)
Thickness, insulation	≥ 0.15 mm (Inner sheath) ≥ 0.76 mm (Outer cable sheath)
External cable diameter	10.5 mm ± 0.2 mm
External sheath, color	Black RAL 9005
Nominal voltage, conductor	300 V
Test voltage, conductor	2000 V
Overall twist	Wires twisted in layers
Outer sheath, material	PUR
Material, inner sheath	PVC
Material conductor insulation	PVC
Conductor material	Bare Cu litz wires
Smallest bending radius, fixed installation	105 mm
Smallest bending radius, movable installation	105 mm
Number of bending cycles	1500000
Bending radius	105 mm
Traversing path	2 m
Traversing rate	2 m/s
Ambient temperature (operation)	-40 °C ... 90 °C (cable, fixed installation) -5 °C ... 80 °C (cable, flexible installation)
Special properties	Silicone-free
Flame resistance	DIN EN 50265
Resistance to oil	As per VDE 0472 Part 803
Other resistance	Highly resistant to acids, alkaline solutions and solvents

Certificates / Approvals



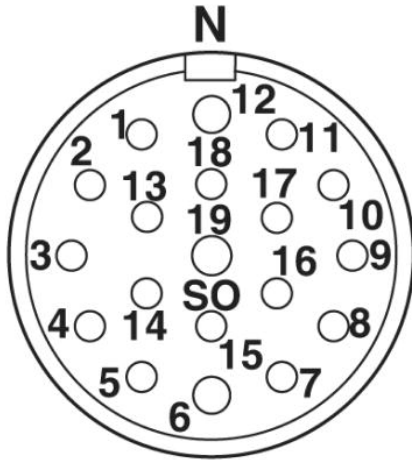
Certification

GOST

Diagrams/Drawings

Schematic diagram

Pin assignment M23 socket, 19-pos., female side view



Address

PHOENIX CONTACT Inc., USA
586 Fulling Mill Road
Middletown, PA 17057, USA
Phone (800) 888-7388
Fax (717) 944-1625
<http://www.phoenixcon.com>



© 2011 Phoenix Contact
Technical modifications reserved;