DRAWING MADE IN AMERICAN PROJECTION

NUMBER 59170

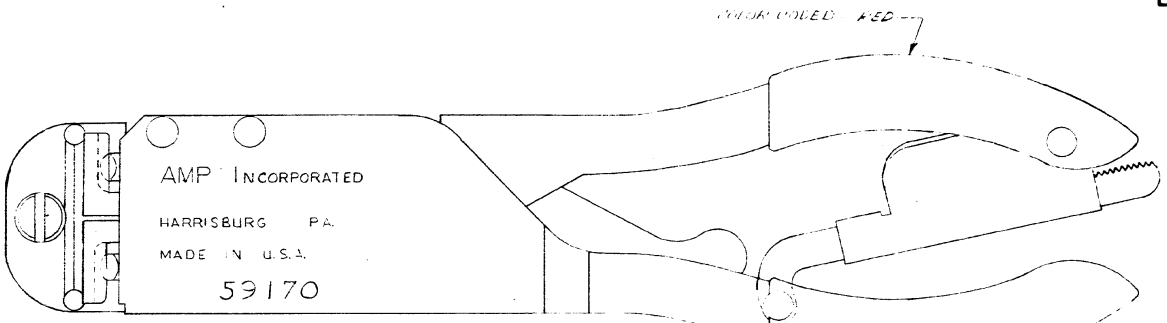

NOTE:
1. WHEN PLUG OR SLUG GAGING OF BARREL CRIMP IT IS IMPORTANT TO NOTE THAT DIMENSION "A" IS THE FIGURE REQUIRED.

PLUG GAGE DIMENSIONS APPLY WHEN TOOL IS BOTTOMED BUT NOT UNDER PRESSURE.

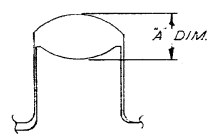

BARREL- CRIMP

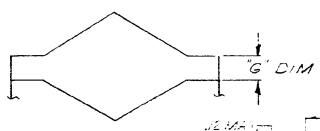

INSULATION- CRIMP

ENLARGED VIEW OF CRIMPS

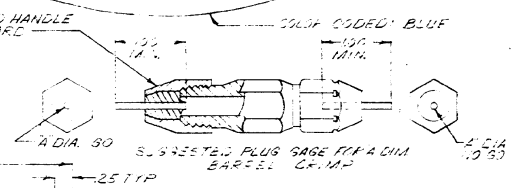

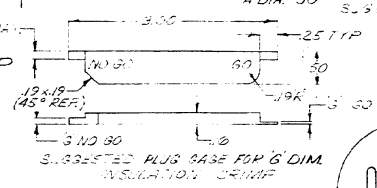

WIRE SIZE	"A" DIA. BARREL CRIMP		"G" DIM. INSULATION CRIMP	
GAGE	GO	NO GO	GO PIN AT #1	NO GO PIN AT #4
22-16	.109	.115	.030	.110
16-14	.119	.125	.040	.120

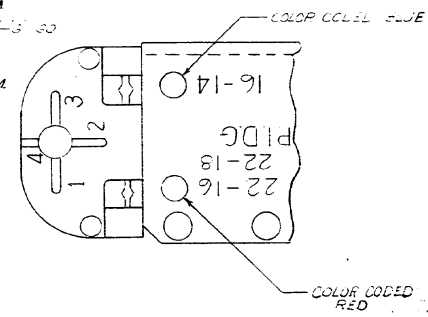

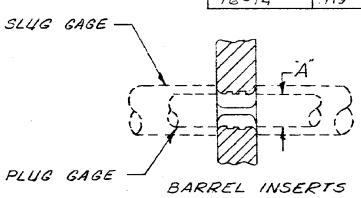

BARREL INSERTS
16-14

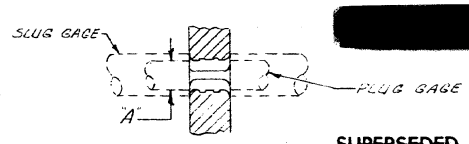

BARREL INSERTS
22-16

[redacted]

SUPERSEDED BY LS 1610

LTR	REVISION RECORD	ECA	REVISION RECORD	DR	CHK	DATE	DESCRIPTION
K1	SUP BY LS 1610						
K	REVISED						
J	REVISED						

REQUIRED PER ASSEMBLY

NUMBER 59170

DWG SIZE	NUMBER	NAME	REMARKS

© 1955 BY AMP INCORPORATED. ALL RIGHTS RESERVED. AMP PRODUCTS COVERED BY PATENTS AND/OR PATENTS PENDING.

CUSTOMER COPY REFERENCE ONLY

DR B. Shinfeld 12-29-66
CHK 1-4-67
DE
MATERIAL AND FINISH
WIRE - RANGE - INSULATION 22-16 & 16-14
TOLERANCE EXCEPT AS NOTED
SCALE 4
AMP INCORPORATED HARRISBURG, PENNA.
CLASS
TYPE CONFINED CRESCENT P.I.D.G.
LOC M G NO 59170
SHEET 1 OF 1
T HEAD ASSEMBLY

AMP 1256 REV 7/65

Downloaded from Elcodis.com electronic components distributor