

EMG 45-DIO14M/LP

Order No.: 2950132

The illustration shows version EMG 45-DIO 8 E/LP




<http://eshop.phoenixcontact.de/phoenix/treeViewClick.do?UID=2950132>

Lamp test module, 2 diodes with common cathode: with 7 pairs, with common triggering



Commercial data

GTIN (EAN)	 4 017918 083984
sales group	H101
Pack	5 pcs.
Customs tariff	85411000
Catalog page information	Page 735 (IF-2011)

Product notes

WEEE/RoHS-compliant since:
01/02/2006



<http://www.download.phoenixcontact.com>
Please note that the data given here has been taken from the online catalog. For comprehensive information and data, please refer to the user documentation. The General Terms and Conditions of Use apply to Internet downloads.

Technical data

General data

Max. operating voltage	250 V AC
Peak reverse voltage per diode	1300 V
Reverse current per diode	≤ 5 µA
Conducting state voltage per diode	Approx. 0.8 V

Conducting state current per diode	0.7 A (with single load) 0.2 A (with simultaneous loads)
Width	45 mm
Height	75 mm
Depth	55 mm
Ambient temperature (operation)	-20 °C ... 50 °C
Ambient temperature (storage/transport)	-40 °C ... 70 °C
Pollution degree	2
Surge voltage category	III, basic insulation (as per EN 50178)
Mounting position	Any
Assembly instructions	In rows with zero spacing

Connection data

Conductor cross section solid min.	0.2 mm ²
Conductor cross section solid max.	4 mm ²
Conductor cross section stranded min.	0.2 mm ²
Conductor cross section stranded max.	2.5 mm ²
Conductor cross section AWG/kcmil min.	24
Conductor cross section AWG/kcmil max	12
Stripping length	8 mm
Screw thread	M3
Connection method	Screw connection

Certificates / Approvals



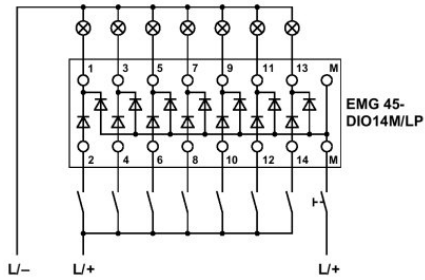
Certification GOST

Accessories

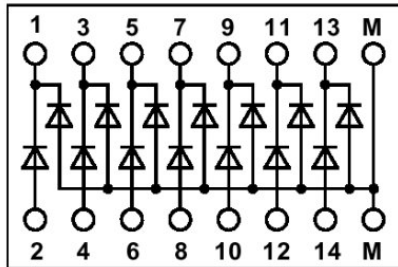
Item	Designation	Description
2947035	EMG-GKS 12	Equipment marker, width 12 mm

Diagrams/Drawings

Application drawing



Circuit diagram



Address

PHOENIX CONTACT Inc., USA
586 Fulling Mill Road
Middletown, PA 17057, USA
Phone (800) 888-7388
Fax (717) 944-1625
<http://www.phoenixcon.com>



© 2011 Phoenix Contact
Technical modifications reserved;