


UM 45-FLK64

Order No.: 2962638

The illustration shows a 34-pos. version




<http://eshop.phoenixcontact.de/phoenix/treeViewClick.do?UID=2962638>

VARIOFACE module, with screw connection and flat-ribbon cable connector, for assembly on NS 35/7.5, 64 positions



Commercial data

GTIN (EAN)	 4 017918 087302
sales group	I001
Pack	1 pcs.
Customs tariff	85369010
Catalog page information	Page 244 (IF-2007)

Product notes

WEEE/RoHS-compliant since:
04/11/2006



<http://www.download.phoenixcontact.com>
Please note that the data given here has been taken from the online catalog. For comprehensive information and data, please refer to the user documentation. The General Terms and Conditions of Use apply to Internet downloads.

Technical data

General data

Nominal voltage U_N	25 V AC
	60 V DC
Max. current carrying capacity per branch	1 A
Number of positions	64

Width	186 mm
Height	45 mm
Depth	50 mm
Ambient temperature (operation)	-20 °C ... 50 °C
Ambient temperature (storage/transport)	-20 °C ... 70 °C
Test voltage input/output	500 V AC
Mounting position	Any
Standards/regulations	IEC 60664
	DIN VDE 0110
Pollution degree	2
Surge voltage category	II

Connection data

Connection 1	PCB connection
Connection in acc. with standard	IEC / EN
Connection method	Screw connection
Conductor cross section solid min.	0.14 mm ²
Conductor cross section solid max.	1.5 mm ²
Conductor cross section stranded min.	0.14 mm ²
Conductor cross section stranded max.	1.5 mm ²
Conductor cross section AWG/kcmil min.	26
Conductor cross section AWG/kcmil max	16
Stripping length	6 mm
Screw thread	M3
Connection 2	Flat-ribbon cable connection
Connection method	Pluggable

Certificates / Approvals

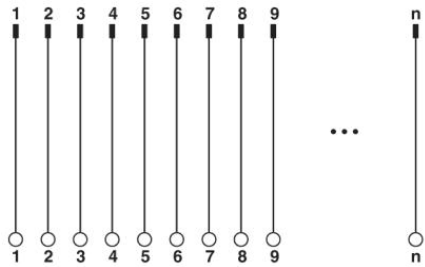


Certification

CUL, GOST, UL

Diagrams/Drawings

Circuit diagram



UM 45-FLK64 Order No.: 2962638

<http://eshop.phoenixcontact.de/phoenix/treeViewClick.do?UID=2962638>

Address

PHOENIX CONTACT Inc., USA
586 Fulling Mill Road
Middletown, PA 17057, USA
Phone (800) 888-7388
Fax (717) 944-1625
<http://www.phoenixcon.com>



© 2011 Phoenix Contact
Technical modifications reserved;