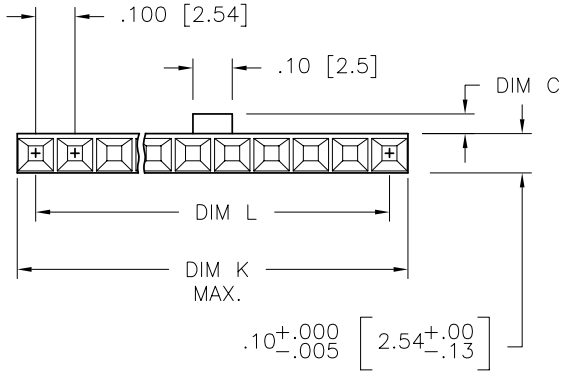
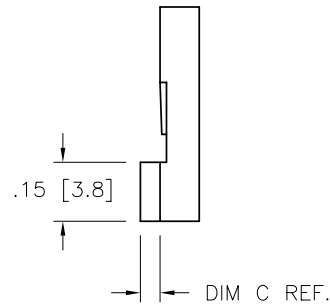
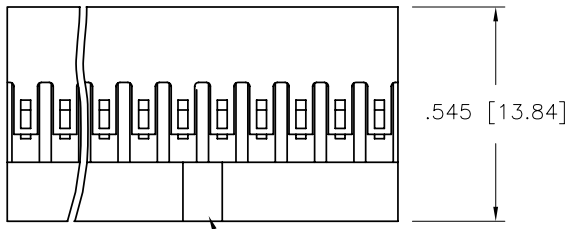


PRODUCT NO.  
SEE TABLE



NOTES:

- ① MOLDING MATERIAL: MODIFIED POLYPHENYLENE ETHER, FLAME RETARDANT PER UL-94V-0, COLOR: BLACK.
2. TO BE MATED WITH PIN .225±.015/5.72±0.38 LONG.
3. THIS HOUSING IS INTENDED FOR USE WITH MINI PV™ WITH 22-36 AWG. WIRE.
4. FOR APPLICATION INFORMATION SEE TA-531. PRODUCT SPECIFICATION: BUS-12-067.
- ⑤ CORING CONFIGURATION IN POLARIZING KEY IS MANUFACTURING OPTION.
6. PRODUCT MEETS EUROPEAN UNION DIRECTIVES AND OTHER COUNTRY REGULATIONS AS DESCRIBED IN GS-22-008.
7. THIS PRODUCT IS NOT INTENDED TO BE EXPOSED TO MANUFACTURING SOLDER PROCESSES.

mat'l. code	SEE NOTE 1	surface	tolerance	projection	product family
lir	ec'n no	dr	date	tolerances unless otherwise specified	title
K	v07-0533	HTB	2007-08-21	angles linear	MINI LATCH HOUSING SR
-	-	-	-	0°±2"	POLARIZED .100 [2.54] CC
E	v90975	BK/B	1999-06-24	linear	scale 3:1
F	v00478	RGD	2000-02-03	linear	dwg no
G	v03-1361	PJ	2004-02-16	enigr	sheet 1 of 2
H	v05-0716	TAB	2005-07-29	chr	size
J	v06-0446	HTB	2006-05-16	appd	A3
sheet index	revision	K	K		type
	sheet	1	2		Product Customer Drawing

PRODUCT NUMBER	NO OF POS	DIM K	DIM L	DIM C
78211-003LF	3	.300/7.62	.200/5.08	.050/1.27
78211-004LF	4	.400/10.16	.300/7.62	.050/1.27
78211-005LF	5	.500/12.70	.400/10.16	.050/1.27
78211-006LF	6	.600/15.24	.500/12.70	.050/1.27
78211-007LF	7	.700/17.78	.600/15.24	.050/1.27
78211-008LF	8	.800/20.32	.700/17.78	.050/1.27
78211-009LF	9	.900/22.86	.800/20.32	.050/1.27
78211-010LF	10	1.000/25.40	.900/22.86	.050/1.27
78211-011LF	11	1.100/27.94	1.000/25.40	.050/1.27
78211-012LF	12	1.200/30.48	1.100/27.94	.050/1.27
78211-013LF	13	1.300/33.02	1.200/30.48	.050/1.27
78211-014LF	14	1.400/35.56	1.300/33.02	.050/1.27
78211-015LF	15	1.500/38.10	1.400/35.56	.050/1.27
78211-103LF	3	.300/7.62	.200/5.08	.100/2.54
78211-105LF	5	.500/12.70	.400/10.16	.100/2.54
78211-106LF	6	.600/15.24	.500/12.70	.100/2.54

mat'l code SEE NOTE 1		surface	tolerance	projection	product family
itr	ecrn no	dr	date	tolerances unless otherwise specified	title
K				angles linear	MINI LATCH HOUSING SR
				0°±2°	POLARIZED .100 [2.54] CC
				XX/01/XX-3	scale 1:1
				XXX/05/XXX-9	FCJ
				XXXX/0020/XXXX-051	dwg no 78211 sheet 2 of 2 size A3
		dr	M. FETROW	1989-07-12	
		engr	H. SUNDY	1989-07-12	
		chr	H. SUNDY	1989-07-12	
		appd	H. SUNDY	1989-07-12	
sheet index	revision sheet				type Product Customer Drawing

PDM: Rev:K STATUS:Released Printed: Feb 20, 2010