


PC 35 HC/ 3-STF-15,00

Order No.: 1762602

<http://eshop.phoenixcontact.de/phoenix/treeViewClick.do?UID=1762602>

Plug component, Nominal current: 125 A, Rated voltage (III/2): 1000 V, Number of positions: 3, Pitch: 15 mm, Connection method: Screw connection, Color: green

Commercial data

GTIN (EAN)	
sales group	E552
Pack	25 pcs.
Customs tariff	85366990
Catalog page information	Page 492 (CC-2011)

Product notes

WEEE/RoHS-compliant since:
08/13/2008



<http://www.download.phoenixcontact.com>
Please note that the data given here has been taken from the online catalog. For comprehensive information and data, please refer to the user documentation. The General Terms and Conditions of Use apply to Internet downloads.

Technical data**Dimensions / positions**

Length	50.3 mm
Height	40 mm
Pitch	15 mm
Dimension a	30 mm

Number of positions	3
Screw thread	M5
Tightening torque, min	2.5 Nm
Tightening torque max	4.5 Nm

Technical data

Range of articles	PC 35 HC/..-STF
Insulating material group	I
Rated surge voltage (III/3)	8 kV
Rated surge voltage (III/2)	8 kV
Rated surge voltage (II/2)	8 kV
Rated voltage (III/2)	1000 V
Rated voltage (II/2)	1000 V
Connection in acc. with standard	EN-VDE
Nominal current I_N	125 A
Nominal voltage U_N	1000 V
Nominal cross section	3.5 mm ²
Maximum load current	125 A
Insulating material	PA
Inflammability class acc. to UL 94	V0
Stripping length	20 mm
Nominal voltage, UL/CUL Use Group B	600 V
Nominal current, UL/CUL Use Group B	105 A
Nominal voltage, UL/CUL Use Group C	600 V
Nominal current, UL/CUL Use Group C	105 A

Connection data

Conductor cross section solid min.	0.5 mm ²
Conductor cross section solid max.	35 mm ²
Conductor cross section stranded min.	0.5 mm ²
Conductor cross section stranded max.	35 mm ²
Conductor cross section stranded, with ferrule without plastic sleeve min.	1 mm ²
Conductor cross section stranded, with ferrule without plastic sleeve max.	35 mm ²
Conductor cross section stranded, with ferrule with plastic sleeve min.	1.5 mm ²

Conductor cross section stranded, with ferrule with plastic sleeve max.	35 mm ²
Conductor cross section AWG/kcmil min.	20
Conductor cross section AWG/kcmil max	2
2 conductors with same cross section, solid min.	0.5 mm ²
2 conductors with same cross section, solid max.	6 mm ²
2 conductors with same cross section, stranded min.	0.5 mm ²
2 conductors with same cross section, stranded max.	6 mm ²
2 conductors with same cross section, stranded, ferrules without plastic sleeve, min.	0.5 mm ²
2 conductors with same cross section, stranded, ferrules without plastic sleeve, max.	4 mm ²
2 conductors with same cross section, stranded, TWIN ferrules with plastic sleeve, min.	0.5 mm ²
2 conductors with same cross section, stranded, TWIN ferrules with plastic sleeve, max.	6 mm ²
Minimum AWG according to UL/CUL	16
Maximum AWG according to UL/CUL	2

Certificates / Approvals

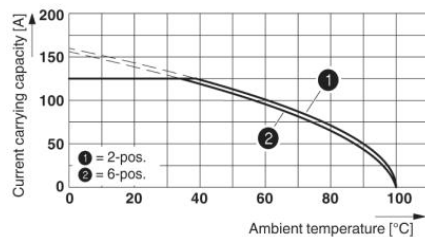


Certification

CUL, UL

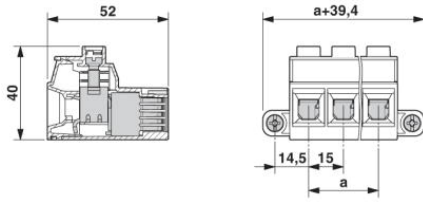
Diagrams/Drawings

Diagram



Type: PC 35 HC/...-STF-15,00 with PC 35 HC/...-GF-15,00

Dimensioned drawing



Address

PHOENIX CONTACT Inc., USA
586 Fulling Mill Road
Middletown, PA 17057, USA
Phone (800) 888-7388
Fax (717) 944-1625
<http://www.phoenixcon.com>



© 2011 Phoenix Contact
Technical modifications reserved;