

Switch Language

English

Need Assistance?

Contact Us
Find a Distributor
Order Samples
Tech Library

Printer-friendly page

Email this page

[Home](#) [PCB Headers](#) [Datasheet](#)

Part Number: 0022052121

Status: Active

Description: 2.54mm (.100") Pitch KK® Wire-to-Board Header, Single Row, Right Angle, 12 Circuits, PA Polyamide Nylon, Tin (Sn) Plating

Documents:

Note - Please disable browser pop-up blockers for documents on www.molex.com

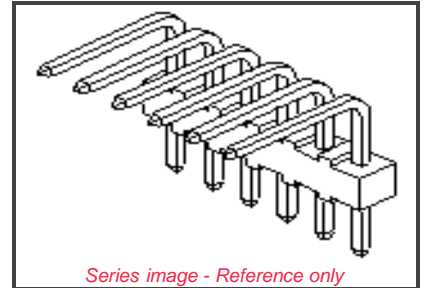
[Drawing \(PDF\)](#)

[Product Specification PS-10-07 \(PDF\)](#)

[3D Model](#)

[Packaging Specification \(PDF\)](#)

[Related Catalog Page \(PDF\)](#)



Order Products:

[Check Distributor Inventory](#)

[Add to My Parts](#)

[Request Samples](#)

Part Detail: (show all)

[General](#) [Physical](#) [Electrical](#) [Material Info](#)

General

Product Family	PCB Headers
Series	<u>4094</u>
Application	Board-to-Board
Application	Wire-to-Board
Product Name	KK®

Physical

Breakaway	No
Circuits (Loaded)	12
Circuits (maximum)	12
Color - Resin	Natural (White)
Durability (mating cycles) min	25 cycles
Flammability	94V-0
Lock to Mating Part	None
Material - Metal	Brass
Material - Plating Mating	Tin
Material - Resin	Nylon
Number of Rows	1
Orientation	Right Angle
PC Tail Length (in)	0.124 In
PC Tail Length (mm)	3.15 mm
PCB Locator	No
PCB Retention	None
PCB Thickness Recommended (in)	0.062 In
PCB Thickness Recommended (mm)	1.60 mm
Packaging Type	Bag
Pitch - Mating Interface (in)	0.100 In
Pitch - Mating Interface (mm)	2.54 mm
Polarized to Mating Part	No
Polarized to PCB	No
Shrouded	No
Stackable	Yes
Surface Mount Compatible (SMC)	No
Temperature Range - Operating	0°C to +75°C

EU RoHS

ELV and RoHS Compliant

China RoHS



Need more information on product compliance?

Email productcompliance@molex.com

Please visit the [Contact Us](#) section for any non-product compliance questions.

Duration at Max. Process Temperature (seconds) 5

Lead-free Process Capability Wave Capable (TH only)

Max. Cycles at Max. Process Temperature 1

Process Temperature max. C 235

Search Parts in this Series

[4094](#) Series

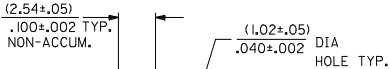
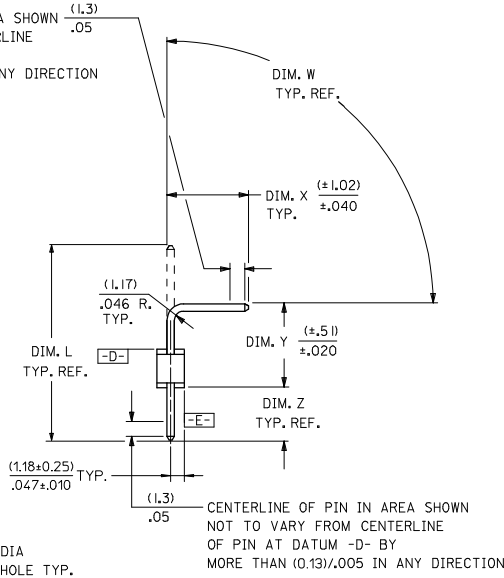
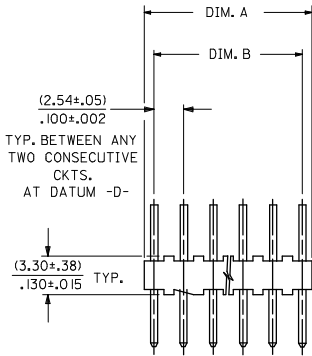
Mates With

[2695](#), [6471](#), [7880](#), [4455](#), [7720](#)

Termination Interface: Style	Through Hole
Electrical	
CSA	LR19980
Current - Maximum	4.000 Amp
UL	E29179
Voltage - Maximum	250V
Material Info	
Old Part Number	A-4094-12A102
Reference - Drawing Numbers	
Product Specification	PS-10-07
Sales Drawing	SDA-4094

13 12 11 10 9 8 7 6 5 4 3 2 1

CENTERLINE OF PIN IN AREA SHOWN
NOT TO VARY FROM CENTERLINE
OF PIN AT DATUM -E- BY
MORE THAN (0.20)/.008 IN ANY DIRECTION



PCB LAYOUT: COMPONENT SIDE
TYPICAL PCB THICKNESS: (1.57)/.062

NOTES:

- MATERIAL: NYLON, UL 94V-0, COLOR WHITE
- FINISH:
 - (102) OVERALL TIN: 0.00508/0.00200 MIN. OVER COPPER UNDERPLATE: 0.00254/0.00100 MIN.
 - (103) OVERALL TIN: 0.00508/0.00200 MIN. OVER COPPER UNDERPLATE: 0.00127/0.00050 MIN.
 - (501) OVERALL GOLD: 0.00051/0.00020 MIN. OVER NICKEL UNDERPLATE: 0.00076/0.00030 MIN.
 - (503) OVERALL GOLD: 0.00076/0.00030 MIN. OVER NICKEL UNDERPLATE: 0.00127/0.00050 MIN.
 - (508) OVERALL GOLD: 0.00076/0.00030 MIN. OVER NICKEL UNDERPLATE: 0.00076/0.00030 MIN.
 - (516) OVERALL GOLD: 0.00025/0.00010 MIN. OVER NICKEL UNDERPLATE: 0.00076/0.00030 MIN.
- PARTS CONFORM TO PRODUCT SPECIFICATION PS-10-07.
- PACKAGING INFORMATION: SEE LEGEND.
- PINS MUST CONFORM TO SOLDERABILITY SPECIFICATION SMES-152.
- PIN PUSHOUT FORCE: 2 LBS. MIN.
- PARTS ARE STACKABLE END TO END AND SIDE TO SIDE ON (2.54)/100 CENTERS.
- THE PRIMARY SHIPPING CARTON WILL BE LABELED, "COMPLIANT TO ROHS DIRECTIVE 2002/95/EC AND ELV ANNEX II OF DIRECTIVE 2000/53/EC." CARTONS WITHOUT THIS LABEL MAY CONTAIN PRODUCT WITH TIN-LEAD PLATING.
- PARTS CONFORM TO CLASS B REQUIREMENTS OF COSMETIC SPECIFICATION PS-45499-002.

A-4094-N	*	*	*
NO. OF CKTS.			
VERSION			
LETTER CHANGES WHEN PIN NO. OR PRESS DIM. CHANGES.			
PLATING CODE			
SEE NOTE 2			
SECONDARY OPERATIONS			
CODE	PACKAGE		
BLANK	BULK PER PK-4094-001		
A	PK-40873-0020		

CKTS. NO. OF	DIM. B	DIM. A
2	.100 ± .002 (2.54 ± .05)	.190 ± .008 (4.83 ± .20)
3	.200 ± .005 (5.08 ± .13)	.290 ± .008 (7.37 ± .20)
4	.300 ± .005 (7.62 ± .13)	.390 ± .008 (9.91 ± .20)
5	.400 ± .005 (10.16 ± .13)	.490 ± .008 (12.45 ± .20)
6	.500 ± .006 (12.70 ± .15)	.590 ± .009 (14.99 ± .23)
7	.600 ± .006 (15.24 ± .15)	.690 ± .009 (17.53 ± .23)
8	.700 ± .006 (17.78 ± .15)	.790 ± .009 (20.07 ± .23)
9	.800 ± .007 (20.32 ± .18)	.890 ± .010 (22.61 ± .25)
10	.900 ± .007 (22.86 ± .18)	.990 ± .010 (25.15 ± .25)
11	1.000 ± .007 (25.40 ± .18)	1.090 ± .010 (27.69 ± .25)
12	1.100 ± .008 (27.94 ± .20)	1.190 ± .011 (30.23 ± .28)
13	1.200 ± .008 (30.48 ± .20)	1.290 ± .011 (32.77 ± .28)
14	1.300 ± .008 (33.02 ± .20)	1.390 ± .011 (35.31 ± .28)
15	1.400 ± .008 (35.56 ± .20)	1.490 ± .011 (37.85 ± .28)
16	1.500 ± .008 (38.10 ± .20)	1.590 ± .011 (40.39 ± .28)
17	1.600 ± .009 (40.64 ± .23)	1.690 ± .012 (42.93 ± .30)
18	1.700 ± .009 (43.18 ± .23)	1.790 ± .012 (45.47 ± .30)
19	1.800 ± .009 (45.72 ± .23)	1.890 ± .012 (48.01 ± .30)
20	1.900 ± .009 (48.26 ± .23)	1.990 ± .012 (50.55 ± .30)
21	2.000 ± .010 (50.80 ± .25)	2.090 ± .013 (53.09 ± .33)
22	2.100 ± .010 (53.34 ± .25)	2.190 ± .013 (55.63 ± .33)
23	2.200 ± .010 (55.88 ± .25)	2.290 ± .013 (58.17 ± .33)
24	2.300 ± .010 (58.42 ± .25)	2.390 ± .013 (60.71 ± .33)
25	2.400 ± .011 (60.96 ± .28)	2.490 ± .014 (63.25 ± .36)
26	2.500 ± .011 (63.50 ± .28)	2.590 ± .014 (65.79 ± .36)
27	2.600 ± .011 (66.04 ± .28)	2.690 ± .014 (68.33 ± .36)
28	2.700 ± .011 (68.58 ± .28)	2.790 ± .014 (70.87 ± .36)

14	AD1
13	AD1
12	AD1
11	AD1
10	AD1
9	AD1
8	AD1
7	AD1
6	AD1
5	AD1
4	AD1
3	AD1
2	AD1
1	AD3
SHEET	REV.

ADD 1:18 DIMENSION EC NO: UCP2009-0323 DRAWING: GERRILL 2008/08/22 CHK: CHOKR PPR 2008/08/26 APPR: ESMITH 2008/08/27 AD3	QUALITY SYMBOLS ▽=0 ▽=0	GENERAL TOLERANCES (UNLESS SPECIFIED):		DIMENSION STYLE	SCALE	DESIGN UNITS	THIRD ANGLE PROJECTION	
				MM/IN	---	INCH		
				mm	---	INCH		
				mm	---	INCH		
		4 PLACES ± --- ± ---	KSS	DRAWN BY	DATE	TITLE		
		3 PLACES ± --- ± .005	NP	CHECKED BY	DATE	WAFER ASSY FLAT MINI KK (4030 WITH BENT PINS) 4094 SERIES DRAWING		
		2 PLACES ± 0.13 ± .01		APPROVED BY	DATE	MOLEX INCORPORATED		
		1 PLACE ± 0.25 ± ---		KJA	1984/09/10			
		ANGULAR ± 1/2°		MATERIAL NO.	DOCUMENT NO.	SHEET NO.		
				SEE CHART	SDA-4094	1 OF 14		
		DRAFT WHERE APPLICABLE MUST REMAIN WITHIN DIMENSIONS	THIS DRAWING CONTAINS INFORMATION THAT IS PROPRIETARY TO MOLEX INCORPORATED AND SHOULD NOT BE USED WITHOUT WRITTEN PERMISSION					

12 11 10 9 8 7 6 5 4 3 2 1

		13	12	11	10	9	8	7	6	5	4	3	2	1	
J	ENG. NO.	PIN NO.	DIM. L	DIM. X	DIM. Z	DIM. Y	DIM. W	DIM. T							J
	A-4094-NA102	2766-3(102)	(17.45) .687	(9.30) .366	(3.15) .124	(6.30) .248	90°								
I	A-4094-NA501	2766-3(501)	(17.45) .687	(9.30) .366	(3.15) .124	(6.30) .248	90°								I
	A-4094-NAB102	2766-40(102)	(23.80) .937	(14.99) .590	(3.78) .149	(6.30) .248	90°								
H	A-4094-NAC102	2766-54(102)	(17.86) .703	(9.68) .381	(4.32) .170	(5.13) .202	90°								H
	A-4094-NAJ102	2766-8(102)	(21.39) .842	(10.19) .401	(4.09) .161	(8.41) .331	90°								
G	A-4094-NAL102	2766-8(102)	(21.39) .842	(12.47) .491	(3.91) .154	(6.30) .248	90°								G
	A-4094-NAM102	2766-3(102)	(17.45) .687	(4.93) .194	(7.29) .287	(6.53) .257	90°								
F	A-4094-NAP102	2766-3(102)	(17.45) .687	(8.41) .331	(3.78) .149	(6.55) .258	90°								F
	A-4094-NB102	2766-43(102)	(13.46) .530	(4.85) .191	(3.61) .142	(6.30) .248	90°								
E	A-4094-NBE102	2766-37(102)	(20.32) .800	(11.53) .454	(3.56) .140	(6.50) .256	90°								E
	A-4094-NBE501	2766-37(501)	(20.32) .800	(11.53) .454	(3.56) .140	(6.50) .256	90°								
D	A-4094-NBF102	2766-4(102)	(18.69) .736	(9.30) .366	(2.79) .110	(7.87) .310	90°								D
	A-4094-NBF501	2766-4(501)	(18.69) .736	(9.30) .366	(2.79) .110	(7.87) .310	90°								
C	A-4094-NBH102	2766-37(102)	(20.32) .800	(11.71) .461	(2.31) .091	(7.57) .298	90°								C
	A-4094-NBK103	4166-1(103)	(16.51) .650	(5.00) .197	(7.67) .302	(5.13) .202	90°								
B	A-4094-NBJ102	2766-4(102)	(18.69) .736	(9.42) .371	(3.63) .143	(6.93) .273	90°								B
	A-4094-NBJ501	2766-4(501)	(18.69) .736	(9.42) .371	(3.63) .143	(6.93) .273	90°								
A	A-4094-NBL102	2766-8(102)	(21.39) .842	(3.81) .150	(3.05) .120	(17.60) .693	25°								A
	A-4094-NBM102	2766-28(102)	(15.88) .625	(5.79) .228	(4.06) .160	(6.30) .248	139°								
		A-4094-NBP102	2766-3(102)	(17.45) .687	(9.07) .357	(7.87) .310	(5.82) .229	105°							
		A-4094-NBR501	2766-52(501)	(14.61) .575	(9.30) .366	(1.63) .064	(4.90) .193	90°							
		A-4094-NBT102	2766-39(102)	(12.70) .500	(6.38) .251	(2.79) .110	(4.78) .188	90°							
		A-4094-NCA102	2766-57(102)	(13.84) .545	(5.23) .206	(3.61) .142	(6.30) .248	90°							
		A-4094-NCC102	2766-73(102)	(22.71) .894	(10.74) .423	(3.25) .128	(13.61) .536	60°							
		A-4094-NCE102	2766-54(102)	(17.86) .703	(9.14) .360	(3.91) .154	(6.10) .240	90°							
		A-4094-NCM102	2766-1(102)	(14.22) .560	(4.47) .176	(5.92) .233	(5.11) .201	90°							
		A-4094-NCM501	2766-1(501)	(14.22) .560	(4.47) .176	(5.92) .233	(5.11) .201	90°							
		A-4094-NCN501	2766-53(501)	SEE SHT. 7				90°							
		A-4094-NCR501	2766-73(501)	(22.71) .894	(13.92) .548	(3.48) .137	(6.60) .260	90°							
		A-4094-NCS501	4166-74(501)	(31.24) 1.230	(22.23) .875	(3.71) .146	(6.60) .260	90°							
		A-4094-NCV501	2766-28(501)	(15.88) .625	(7.65) .301	(3.23) .127	(6.30) .248	90°							
		A-4094-NCY508	SEE SHT. 8				90°								
		A-4094-NCZ501	2766-3(501)	(17.45) .687	(9.30) .366	(2.31) .091	(7.11) .280	90°							
		A-4094-NJ102	2766-28(102)	(15.88) .625	(6.63) .261	(3.02) .119	(9.73) .383	55°							
		A-4094-NM102	2766-3(102)	(17.45) .687	(7.44) .293	(2.84) .112	(8.46) .333	90°							
		A-4094-NR102	2766-37(102)	(20.32) .800	(12.24) .482	(3.07) .121	(6.30) .248	90°							
		A-4094-NRG501	2766-53(501)	(20.85) .821	(12.32) .485	(3.53) .139	(6.30) .248	90°							
		A-4094-NW102	2766-37(102)	(20.32) .800	(9.30) .366	(3.61) .142	(8.71) .343	90°							
		A-4094-NZ102	2766-3(102)	(17.45) .687	(5.13) .202	(7.95) .313	(5.66) .223	90°							
		A-4094-NH102	2766-1(102)	(14.22) .560	(5.23) .206	(3.96) .156	(6.30) .248	90°							
		A-4094-NDA102	4166-38(102)	(27.00) 1.063	(9.30) .366	(3.15) .124	(15.82) .623	90°							
		A-4094-NDB102	4166-30(102)	(30.48) 1.200	(9.30) .366	(3.07) .121	(19.38) .763	90°							
		A-4094-NDC102	2766-40(102)	(23.80) .937	(12.70) .500	(3.15) .124	(9.22) .363	90°							
		A-4094-NA508	2766-3(508)	(17.45) .687	(9.30) .366	(3.15) .124	(6.30) .248	90°							
		A-4094-NDD102	2766-60(102)	(23.24) .915	(9.53) .375	(8.64) .340	(6.35) .250	90°							
		A-4094-NAR102	2766-26(102)	(14.99) .590	(4.06) .160	(8.03) .316	(4.09) .161	90°							
		A-4094-NAT102	2766-4(102)	(18.69) .736	(8.26) .325	(3.28) .129	(12.75) .502	45°							
		A-4094-NAT501	2766-4(501)	(18.69) .736	(8.26) .325	(3.28) .129	(12.75) .502	45°							
		A-4094-NDE501	2766-73(501)	(22.71) .894	(9.98) .393	(3.00) .118	(11.00) .433	90°							
		A-4094-NDF102	2766-16(102)	(22.23) .875	(6.12) .241	(11.05) .435	(6.35) .250	90°							
		A-4094-NDG102	2766-39(102)	(12.70) .500	(4.60) .181	(3.10) .122	(6.30) .248	90°							
		A-4094-NBK102	4166-1(102)	(16.51) .650	(5.00) .197	(7.67) .302	(5.13) .202	90°							

UPDATE TITLE BLOCK EC NO. UCP2005-2329 DRAWN BY 2005/07/28 CHECKED BY 2005/07/27 UFKOCSH101 APPROVED BY 2005/07/27 AD1	QUALITY SYMBOLS	GENERAL TOLERANCES (UNLESS SPECIFIED)	DIMENSION STYLE	SCALE	DESIGN UNITS	THIRD ANGLE PROJECTION	
	$\nabla=0$ $\nabla=0$	4 PLACES ± --- ± --- 3 PLACES ± --- ± .005 2 PLACES ± 0.13 ± 0.1 1 PLACE ± 0.25 ± --- ANGULAR ±1/2°	MM/IN	---	INCH	<input checked="" type="checkbox"/> THIRD ANGLE <input type="checkbox"/> PROJECTION	
	DRAWN BY KSS DATE 1984/09/10 CHECKED BY NP DATE 1984/09/10 APPROVED BY KJA DATE 1984/09/10	MATERIAL NO. SEE CHART DOCUMENT NO. SDA-4094		TITLE WAFER ASSY FLAT MINI KK (4030 WITH BENT PINS) 4094 SERIES DRAWING		MOLEX INCORPORATED	
	DRAFT WHERE APPLICABLE MUST REMAIN WITHIN DIMENSIONS		SHEET NO. 2 OF 14		THIS DRAWING CONTAINS INFORMATION THAT IS PROPRIETARY TO MOLEX INCORPORATED AND SHOULD NOT BE USED WITHOUT WRITTEN PERMISSION		

13		12		11		10		9		8		7		6		5		4		3		2		1	
A-4094-NA I02				A-4094-NA50 I				A-4094-NAB I02				A-4094-NAC I02				A-4094-NAJ I02				A-4094-NAL I02					
PART NO.	ENG. NO.	PART NO.	ENG. NO.	PART NO.	ENG. NO.	PART NO.	ENG. NO.	PART NO.	ENG. NO.	PART NO.	ENG. NO.	PART NO.	ENG. NO.	PART NO.	ENG. NO.	PART NO.	ENG. NO.	PART NO.	ENG. NO.	PART NO.	ENG. NO.	PART NO.	ENG. NO.		
22-05-2021	A-4094-2A I02	22-12-2021	A-4094-2A50 I	22-05-2026	A-4094-2AB I02											22-05-3038	A-4094-2AJ I02	22-05-2027	A-4094-2AL I02						
22-05-2031	A-4094-3A I02	22-12-2031	A-4094-3A50 I	22-05-2036	A-4094-3AB I02																				
22-05-2041	A-4094-4A I02	22-12-2041	A-4094-4A50 I	22-05-2046	A-4094-4AB I02																				
22-05-2051	A-4094-5A I02	22-12-2051	A-4094-5A50 I	22-05-2056	A-4094-5AB I02																				
22-05-2061	A-4094-6A I02	22-12-2061	A-4094-6A50 I	22-05-2066	A-4094-6AB I02																				
22-05-2071	A-4094-7A I02	22-12-2071	A-4094-7A50 I	22-05-2076	A-4094-7AB I02																				
22-05-2081	A-4094-8A I02	22-12-2081	A-4094-8A50 I	22-05-2086	A-4094-8AB I02																				
22-05-2091	A-4094-9A I02	22-12-2091	A-4094-9A50 I	22-05-2096	A-4094-9AB I02																				
22-05-2101	A-4094-10A I02	22-12-2101	A-4094-10A50 I	22-05-2106	A-4094-10AB I02																				
22-05-2111	A-4094-11A I02	22-12-2111	A-4094-11A50 I	22-05-2116	A-4094-11AB I02																				
22-05-2121	A-4094-12A I02	22-12-2121	A-4094-12A50 I	22-05-2126	A-4094-12AB I02																				
22-05-2131	A-4094-13A I02	22-12-2131	A-4094-13A50 I	22-05-2136	A-4094-13AB I02																				
22-05-2141	A-4094-14A I02	22-12-2141	A-4094-14A50 I	22-05-2146	A-4094-14AB I02																				
22-05-2151	A-4094-15A I02	22-12-2151	A-4094-15A50 I	22-05-2156	A-4094-15AB I02																				
22-05-2161	A-4094-16A I02	22-12-2161	A-4094-16A50 I	22-05-2166	A-4094-16AB I02																				
22-05-2171	A-4094-17A I02	22-12-2171	A-4094-17A50 I	22-05-2176	A-4094-17AB I02																				
22-05-2181	A-4094-18A I02	22-12-2181	A-4094-18A50 I	22-05-2186	A-4094-18AB I02																				
22-05-2191	A-4094-19A I02	22-12-2191	A-4094-19A50 I	22-05-2196	A-4094-19AB I02																				
22-05-2201	A-4094-20A I02	22-12-2201	A-4094-20A50 I	22-05-2206	A-4094-20AB I02																				
22-05-2211	A-4094-21A I02	22-12-2211	A-4094-21A50 I	22-05-2216	A-4094-21AB I02																				
22-05-2221	A-4094-22A I02	22-12-2221	A-4094-22A50 I	22-05-2226	A-4094-22AB I02																				
22-05-2231	A-4094-23A I02	22-12-2231	A-4094-23A50 I	22-05-2236	A-4094-23AB I02																				
22-05-2241	A-4094-24A I02	22-12-2241	A-4094-24A50 I	22-05-2246	A-4094-24AB I02																				
22-05-2251	A-4094-25A I02	22-12-2251	A-4094-25A50 I	22-05-2256	A-4094-25AB I02																				
22-05-2261	A-4094-26A I02	22-12-2261	A-4094-26A50 I	22-05-2266	A-4094-26AB I02																				
22-05-2271	A-4094-27A I02	22-12-2271	A-4094-27A50 I	22-05-2276	A-4094-27AB I02																				
22-05-2281	A-4094-28A I02	22-12-2281	A-4094-28A50 I	22-05-2286	A-4094-28AB I02																				

UPDATE TITLE BLOCK EC NO. UCP2005-2329 DRAWN BY 2005/07/26 CHKD BY CHKCS/SH/01 APPR BY FSW/TH 2005/07/27	QUALITY SYMBOLS ▽=0 ▽=0	GENERAL TOLERANCES (UNLESS SPECIFIED) <table border="1"> <tr><td>4 PLACES</td><td>±</td><td>---</td><td>±</td><td>---</td></tr> <tr><td>3 PLACES</td><td>±</td><td>---</td><td>±</td><td>---</td></tr> <tr><td>2 PLACES</td><td>±</td><td>---</td><td>±</td><td>---</td></tr> <tr><td>1 PLACE</td><td>±</td><td>---</td><td>±</td><td>---</td></tr> </table>	4 PLACES	±	---	±	---	3 PLACES	±	---	±	---	2 PLACES	±	---	±	---	1 PLACE	±	---	±	---	DIMENSION STYLE MM/IN	SCALE ---	DESIGN UNITS INCH	<input type="checkbox"/> THIRD ANGLE PROJECTION
	4 PLACES	±	---	±	---																					
	3 PLACES	±	---	±	---																					
	2 PLACES	±	---	±	---																					
1 PLACE	±	---	±	---																						
DRAWN BY KSS CHECKED BY NP APPROVED BY KJA	DATE 1984/09/10 DATE 1984/09/10 DATE 1984/09/10	TITLE WAFER ASSY FLAT MINI KK (4030 WITH BENT PINS) 4094 SERIES DRAWING	MOLEX INCORPORATED	MATERIAL NO. SEE CHART DOCUMENT NO. SDA-4094	SHEET NO. 4 OF 14	THIS DRAWING CONTAINS INFORMATION THAT IS PROPRIETARY TO MOLEX INCORPORATED AND SHOULD NOT BE USED WITHOUT WRITTEN PERMISSION																				
DRAFT WHERE APPLICABLE MUST REMAIN WITHIN DIMENSIONS																										
SIZE C																										

tb_frame_C_P_ME_T
Rev. D 2004/04/02