

4

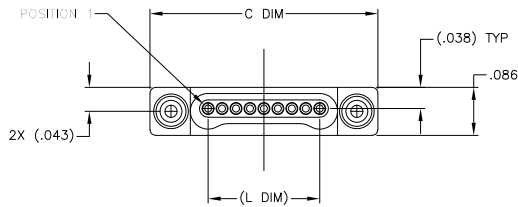
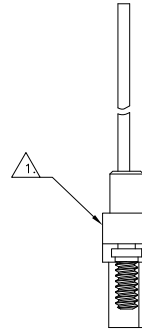
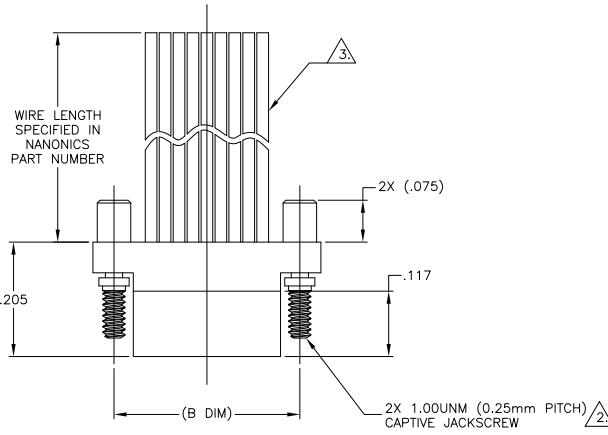
3

2

1

THIS DRAWING IS UNPUBLISHED. RELEASED FOR PUBLICATION. ALL RIGHTS RESERVED.

LOC	DIST	REVISIONS				
DF	DO	P	LR	DATE	BY	APPD
		P1	REVISED PER ECO-11-005139	21MAR11	RK	HMR



SIZE	(B DIM)	C DIM ±.0050	(L DIM)
05	(.233)	.3085	(.100)
09	(.333)	.4085	(.200)
15	(.483)	.5585	(.350)
25	(.733)	.8085	(.600)
37	(1.033)	1.1085	(.900)
51	(1.383)	1.4585	(1.250)

- 1 SHELL OPTIONS (TO BE SPECIFIED IN NANONICS PART NUMBER):  
 METAL: 6061-T6 ALUMINUM, ELECTROLESS NICKEL PLATED PER MIL-C-26074 (STANDARD) OR GOLD PLATED PER MIL-G-45204  
 303 STAINLESS STEEL, PASSIVATED PER SAE-AMS-QQ-P-35  
 INSULATOR MATERIAL FOR ALL METAL SHELLS IS LIQUID CRYSTAL POLYMER (LCP) PER MIL-M-24519 OR PER ASTM D5138  
 PLASTIC: LIQUID CRYSTAL POLYMER (LCP) PER MIL-M-24519 OR PER ASTM D5138

- 2 STANDARD 1.00UNM CAPTIVE JACKSCREWS ARE SHOWN FOR REFERENCE ONLY AND MUST BE SPECIFIED IN THE NANONICS PART NUMBER WHEN REQUIRED. JACKSCREW MATERIAL IS 303 STAINLESS STEEL, PASSIVATED PER SAE-AMS-QQ-P-35, AND DRY LUBED PER DOD-L-85645. RETAINING RING IS 17-4 STAINLESS STEEL, PASSIVATED PER SAE-AMS-QQ-P-35. JACKSCREWS HAVE A .9mm HEX SOCKET HEAD. 1.20UNM JACKSCREWS ALSO AVAILABLE.

- 3 THIS CONFIGURATION MAY BE TERMINATED WITH 28 AWG SOLID, 30 AWG STRANDED OR SMALLER WIRE, OR RIBBON CABLE. CONDUCTOR TYPE AND LENGTH MUST BE SPECIFIED IN NANONICS PART NUMBER.

4. THIS DRAWING PREVIOUSLY IDENTIFIED AS NANONICS N10138/101

THIS DRAWING IS A CONTROLLED DOCUMENT.

DIMENSIONS: INCHES	OTHER PARTS NUMBER: PLC 2 - PLC 2 - PLC 2 - .010 PLC 2 - .005 PLC 2 - .1 ANGLES 2 - 45°	DATE: 20 APR 1002 BY: D. RYAN CHK: F. PAULLUS DATE: 02-15-98 APPD: M. STORRY DATE: 04-05-01 NAME: M. STORRY	TE Connectivity
MATERIAL: SEE NOTES	FINISH: SEE NOTES	APPLICATION SPEC: — WEIGHT: —	PLUG ASSEMBLY, FLYING LEADS, SINGLE ROW DUAL-ROE, PLASTIC OR METAL
CUSTOMER DRAWING		SIZE: A2 CASE CODE: 00779 REV: C	RESTRICTED TO: —
		SCALE: 8:1	SHEET: 1 of 1 REV: P1