


## EP-FRONT 2,5-H/SA10

**This item is no longer available. Should you have any questions, please contact our Sales Team.**

Order No.: 1870022


The illustration shows a combination as a 16-position version

<http://eshop.phoenixcontact.de/phoenix/treeViewClick.do?UID=1870022>



PC terminal block, Nominal current: 17.5 A, Nom. voltage: 400 V, Pitch: 5 mm, Number of positions: 1, Connection method: Screw connection, Mounting: Press-in, Conductor/PCB connection direction: 0 °, Color: green, The article can be aligned to create different nos. of positions!

### Commercial data

GTIN (EAN)	
Note	Made-to-order
sales group	E054
Pack	50 pcs.
Customs tariff	85369010

### Product notes

WEEE/RoHS-compliant since:  
01/28/2005



<http://www.download.phoenixcontact.com>  
Please note that the data given here has been taken from the online catalog. For comprehensive information and data, please refer to the user documentation. The General Terms and Conditions of Use apply to Internet downloads.

### Certificates / Approvals



Certification

CUL, UL

---

---

### Accessories

Item	Designation	Description
<b>Assembly</b>		
1700024	D-FRONT 2,5-H-O.Z.	End cover, necessary at the end of a terminal row, 2.5 mm thick, color: green
1700079	RZ 2,5-FRONT 2,5 H	Pitch spacer, raises the pitch by 2.5 mm, interlocks with terminal block of the same shape, color: green
<b>General</b>		
1733169	EBP 2- 5	Insertion bridge, fully insulated, for plug connectors with 5.0 or 5.08 mm pitch, no. of positions: 2
<b>Marking</b>		
0804183	SK 5/3,8:FORTL.ZAHLEN	Marker card, printed horizontally, self-adhesive, 12 identical decades marked 1-10, 11-20 etc. up to 91-(99)100, sufficient for 120 terminal blocks
<b>Tools</b>		
1205053	SZS 0,6X3,5	Actuation tool, for ST terminal blocks, insulated, also suitable for use as a bladed screwdriver, size: 0.6 x 3.5 x 100 mm, 2-component grip, with non-slip grip

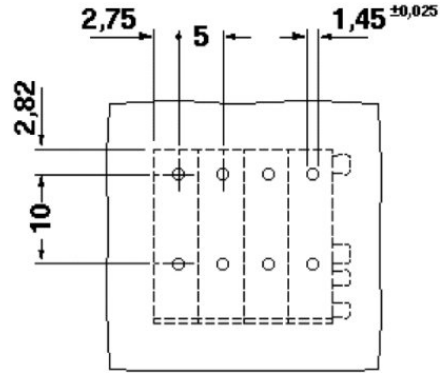
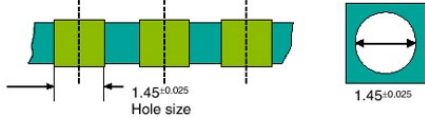
### Additional products

Item	Designation	Description
<b>Assembly</b>		
1700024	D-FRONT 2,5-H-O.Z.	End cover, necessary at the end of a terminal row, 2.5 mm thick, color: green

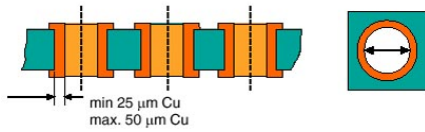
**Diagrams/Drawings**

Drilling plan/solder pad geometry

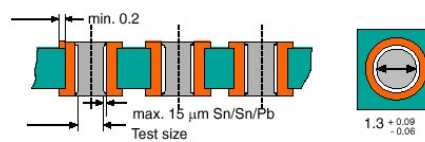
Bore hole in the basic material,  
 mostly epoxy glass fabric FR4 or EP-GC



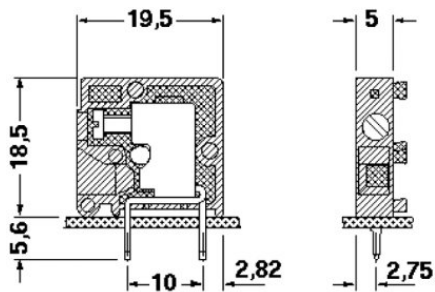
Bore hole with Cu ferrule



Plated-through bore hole with Sn/SnPb



Dimensioned drawing



**Address**

PHOENIX CONTACT Inc., USA  
586 Fulling Mill Road  
Middletown, PA 17057, USA  
Phone (800) 888-7388  
Fax (717) 944-1625  
<http://www.phoenixcon.com>



© 2011 Phoenix Contact  
Technical modifications reserved;