


**PIK 6-PE/L/N**

Order No.: 2714297

<http://eshop.phoenixcontact.de/phoenix/treeViewClick.do?UID=2714297>

Installation level terminal block, Screw connection, Cross section: 0.2 mm<sup>2</sup> - 10 mm<sup>2</sup>, AWG: 24 - 8, Width: 8.2 mm, Color: gray, Mounting type: NS 35/7.5, NS 35/15

**Commercial data**

GTIN (EAN)	
sales group	A223
Pack	50 pcs.
Customs tariff	85369010
Catalog page information	Page 497 (CL1-2011)

**Product notes**WEEE/RoHS-compliant since:  
01/01/2003

<http://www.download.phoenixcontact.com>  
Please note that the data given here has been taken from the online catalog. For comprehensive information and data, please refer to the user documentation. The General Terms and Conditions of Use apply to Internet downloads.

**Technical data****General**

Number of levels	3
Number of connections	5
Color	gray
Insulating material	PA

Inflammability class acc. to UL 94	V0
------------------------------------	----

**Dimensions**

Width	8.2 mm
Length	88 mm
Height NS 35/7.5	51.5 mm
Height NS 35/15	59 mm

**Technical data**

Maximum load current	41 A (with 6 mm <sup>2</sup> conductor cross section)
Rated surge voltage	4 kV
Pollution degree	3
Surge voltage category	III
Insulating material group	I
Connection in acc. with standard	IEC 60947-7-1 / IEC 60947-7-2
Nominal current I <sub>N</sub>	41 A
Nominal voltage U <sub>N</sub>	400 V (phase conductor/phase conductor)
	250 V (phase conductor/PE)
	250 V (phase conductor/N)

**Connection data**

Conductor cross section solid min.	0.2 mm <sup>2</sup>
Conductor cross section solid max.	10 mm <sup>2</sup>
Conductor cross section stranded min.	0.2 mm <sup>2</sup>
Conductor cross section stranded max.	6 mm <sup>2</sup>
Conductor cross section AWG/kcmil min.	24
Conductor cross section AWG/kcmil max	8
Conductor cross section stranded, with ferrule without plastic sleeve min.	0.25 mm <sup>2</sup>
Conductor cross section stranded, with ferrule without plastic sleeve max.	6 mm <sup>2</sup>
Conductor cross section stranded, with ferrule with plastic sleeve min.	0.25 mm <sup>2</sup>
Conductor cross section stranded, with ferrule with plastic sleeve max.	4 mm <sup>2</sup>
2 conductors with same cross section, solid min.	0.2 mm <sup>2</sup>
2 conductors with same cross section, solid max.	2.5 mm <sup>2</sup>
2 conductors with same cross section, stranded min.	0.2 mm <sup>2</sup>

2 conductors with same cross section, stranded max.	2.5 mm <sup>2</sup>
2 conductors with same cross section, stranded, ferrules without plastic sleeve, min.	0.25 mm <sup>2</sup>
2 conductors with same cross section, stranded, ferrules without plastic sleeve, max.	1.5 mm <sup>2</sup>
2 conductors with same cross section, stranded, TWIN ferrules with plastic sleeve, min.	0.5 mm <sup>2</sup>
2 conductors with same cross section, stranded, TWIN ferrules with plastic sleeve, max.	2.5 mm <sup>2</sup>
Connection method	Screw connection
Stripping length	9 mm
Screw thread	M3
Tightening torque, min	0.5 Nm
Tightening torque max	0.6 Nm

#### Certificates / Approvals



Certification

CUL, GOST, UL

#### Accessories

Item	Designation	Description
<b>Assembly</b>		
2714145	ATP-PIK	Partition plate, Length: 95 mm, Width: 1.5 mm, Height: 57 mm, Color: gray
3022218	CLIPFIX 35	Snap-on end bracket, for 35 mm NS 35/7.5 or NS 35/15 DIN rail, can be fitted with Zack strip ZB 8 and ZB 8/27, terminal strip marker KLM 2 and KLM, width: 9.5 mm, color: gray
1201413	E/UK 1	End clamps, for supporting the ends of double-level and three-level terminal blocks, width: 10 mm, color: gray
0801762	NS 35/ 7,5 CU UNPERF 2000MM	DIN rail, material: Copper, unperforated, height 7.5 mm, width 35 mm, length: 2 m
0801733	NS 35/ 7,5 PERF 2000MM	DIN rail, material: Steel, galvanized and passivated with a thick layer, perforated, height 7.5 mm, width 35 mm, length: 2 m
0801681	NS 35/ 7,5 UNPERF 2000MM	DIN rail, material: Steel, unperforated, height 7.5 mm, width 35 mm, length: 2 m

1201895	NS 35/15 CU UNPERF 2000MM	DIN rail, material: Copper, unperforated, 1.5 mm thick, height 15 mm, width 35 mm, length: 2 m
1201730	NS 35/15 PERF 2000MM	DIN rail, material: Steel, perforated, height 15 mm, width 35 mm, length: 2 m
1201714	NS 35/15 UNPERF 2000MM	DIN rail, material: Steel, unperforated, height 15 mm, width 35 mm, length: 2 m

**Bridges**

2772080	FBRI 10-8 N	Fixed bridge, Number of positions: 10, Color: silver
---------	-------------	--

**Marking**

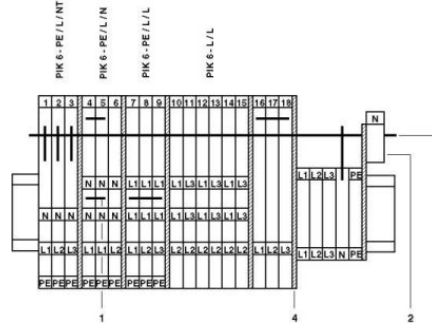
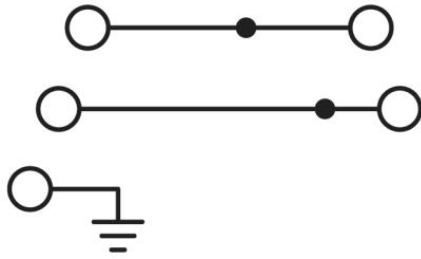
1007235	SBS 8:UNBEDRUCKT	Marker cards for modular terminal blocks, color: white
0811228	X-PEN 0,35	Marker pen without ink cartridge, for manual labeling of markers, labeling extremely wipe-proof, line thickness 0.35 mm
1052015	ZB 8,LGS:FORTL.ZAHLEN	Zack marker strip, 10-section, printed horizontally: with the numbers 1 - 10, 11 - 20 and so on up to 491 - 500, color: white
1052028	ZB 8,QR:FORTL.ZAHLEN	Zack marker strip, 10-section, printed vertically: with consecutive numbers 1 - 10, 11 - 20, and so on up to 91 - 100, color: white
5060896	ZB 8/WH-100:UNBEDRUCKT	Zack strip, unprinted: 10-section, for individual labeling with M-PEN, ZB-T or CMS system, large batch, sufficient for labeling 1000 terminal blocks, terminal width: 8.2 mm, color: White
1050512	ZB 8:SO/CMS	Zack strip, 10-section, divisible, special printing, marking according to customer requirements
1052002	ZB 8:UNBEDRUCKT	Zack strip, 10-section, unprinted, for individual labeling with M-PEN, ZB-T or CMS system, sufficient for 100 terminal blocks, for a terminal width of 8.2 mm, color: white

**Tools**

1205053	SZS 0,6X3,5	Actuation tool, for ST terminal blocks, insulated, also suitable for use as a bladed screwdriver, size: 0.6 x 3.5 x 100 mm, 2-component grip, with non-slip grip
---------	-------------	--

Diagrams/Drawings

Circuit diagram



- 1 = cover
- 2 = fixed bridge
- 3 = N connection terminal block
- 4 = partition plate
- 5 = N busbar

**Address**

PHOENIX CONTACT Inc., USA  
586 Fulling Mill Road  
Middletown, PA 17057, USA  
Phone (800) 888-7388  
Fax (717) 944-1625  
<http://www.phoenixcon.com>



© 2011 Phoenix Contact  
Technical modifications reserved;