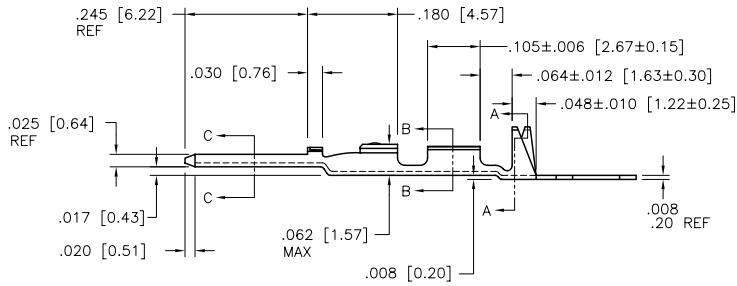
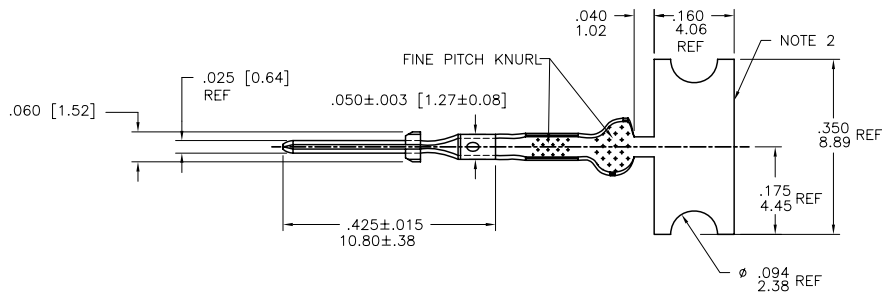


Copyright FCJ



PRODUCT NUMBER
SEE SHEET 2

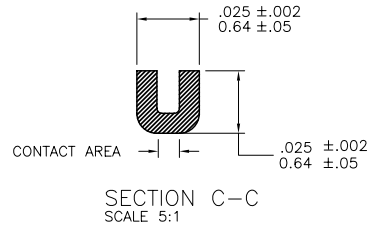
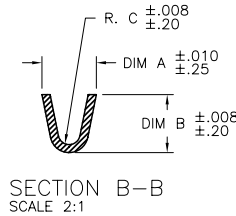
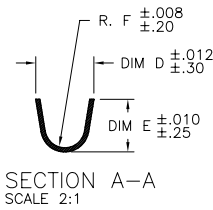


mat'l. code 3/4 HD BRASS CDA NO. 260		surface	tolerance	projection	product family
D V41703 SAR 1994-11-30			XX +01/-x+3		PV TERMINAL
E V80946 LSS 1998-06-03		angles	XXX +005/-XX+13	INCH/MM	title
F V04-0056 VS 2004-02-17		dr	XXXX +0020/-XXX+051	scale 4/1	CTW MALE PIN
G V05-0467 HTB 2005-05-23	dr	S ROYER	1994-11-30		dwg no
H V06-0623 HTB 2006-06-28	engr	T.HANNA	1994-11-30		sheet 1 of 3
J V07-0218 HTB 2007-03-16	chr	T.HANNA	1994-11-30		size
K V08-0440 HTB 2008-10-09	appd	T.HANNA	1994-11-30		A4
sheet	revision	K	K	K	type
index	sheet	1	2	3	CUSTOMER Drawing

form A4mmXLC

PDM: Rev:K STATUS:Released Printed: Feb 20, 2010

PRODUCT NO. AS REELED FOR APPLICATION MACHINES NOTE 5		WIRE AWG	WIRE BARREL			INSULATION BARREL			
RIGHT TO LEFT FEED	LEFT TO RIGHT FEED		A	B	C	D	E	F	
75653-001	75653-004	28-32	.054/1.37	.058/1.47	.011/0.28	.115/2.92	.105/2.67	.040/1.02	OBSOLETE
75653-001LF	75653-004LF	28-32	.054/1.37	.058/1.47	.011/0.28	.115/2.92	.105/2.67	.040/1.02	NOTE 7
75653-002	75653-005	22-26	.070/1.78	.065/1.65	.017/0.43	.139/3.53	.120/3.05	.050/1.27	OBSOLETE
75653-002LF	75653-005LF	22-26	.070/1.78	.065/1.65	.017/0.43	.139/3.53	.120/3.05	.050/1.27	NOTE 7
75653-003	75653-006	18-20	.104/2.64	.104/2.64	.021/0.53	.139/3.53	.120/3.05	.050/1.27	OBSOLETE
75653-003LF	75653-006LF	18-20	.104/2.64	.104/2.64	.021/0.53	.139/3.53	.120/3.05	.050/1.27	NOTE 7



NOTES:

- PLATING: 100μ"/2.54μ SnPb MINIMUM PRE-PLATED (OBSOLETE)
P/N WITH LF SUFFIX: 100μ"/2.54μ Sn MINIMUM PRE-PLATED
- FOR MANUFACTURING PURPOSES ONLY.
- PART MAY BE USED WITH MINI-LATCH HSG.
- APPLICABLE SPECIFICATIONS:
A. BUS-12-098: PRODUCT SPECIFICATION
B. TA-211: CRIMP SPECIFICATION
- PART NUMBERS WITH AN LF SUFFIX MEET EUROPEAN UNION DIRECTIVES AND OTHER COUNTRY REGULATIONS AS DESCRIBED IN GS-22-008.
- THIS PRODUCT IS NOT INTENDED TO BE EXPOSED TO MANUFACTURING SOLDER PROCESSES.
- THIS PRODUCT HAS 100% TIN PLATING IN THE INTERFACE AND HAS NOT BEEN TESTED FOR WHISKER GROWTH IN ALL INTERCONNECT ENVIRONMENTS.
- PACKAGE QUANTITY: 8000 PER REEL

mat'l. code 3/4 HD BRASS CDA NO. 260		surface	tolerance	projection	product family PV TERMINAL
lfr	ecn no	dr	date	tolerances unless otherwise specified	title CTW MALE PIN
k				angles XX ±01/XX±3 XXX ±005/XX±13 XXXX ±0020/XXX±051	INCH/MM
				0° ±2'	scale 4/1
		dr	S ROYER	1994-11-30	FCJ
		engr	T.HANNA	1994-11-30	
		chr	T.HANNA	1994-11-30	
		appd	T.HANNA	1994-11-30	
sheet index	revision sheet				dwg no 75653
					sheet 2 of 3
					size A4
					type CUSTOMER Drawing

Copyright FCJ

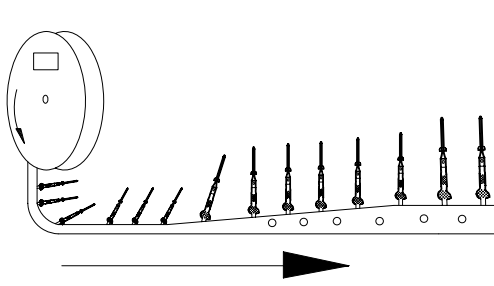


1 | 2

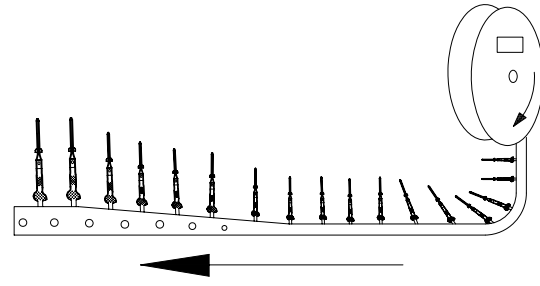
3 |

4

PRODUCT NUMBER
SEE SHEET 2



Unreeling Direction
Left to Right Into
Applicator



Unreeling Direction
Right to Left Into
Applicator

mat'l code 3/4 HD BRASS CDA NO. 260		surface	tolerance	projection	product family
itr	ecn no	dr	date		PV TERMINAL
			tolerances unless otherwise specified	INCH/MM	title
k			angles	scale 1:1	CTW MALE PIN
			or ±2'		dwg no 75653 sheet 3 of 3 size A4
		dr	H. SUNDY	2004-02-17	type CUSTOMER Drawing
		engr	H. SUNDY	2004-02-17	
		chr	H. SUNDY	2004-02-17	
		appd	H. SUNDY	2004-02-17	
sheet index	revision sheet				

form: A4mmXLC

1 |

2 |

3 |

4