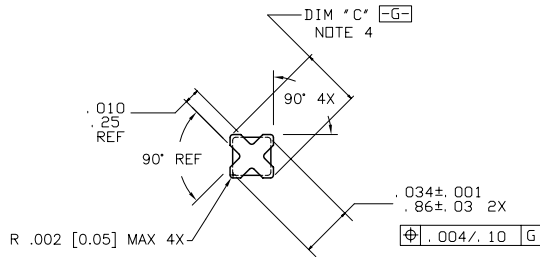
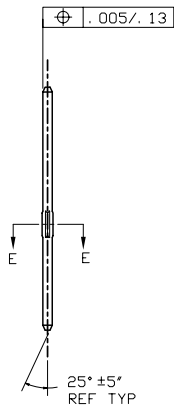
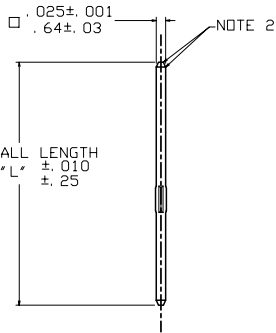
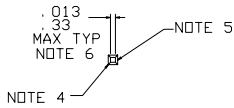
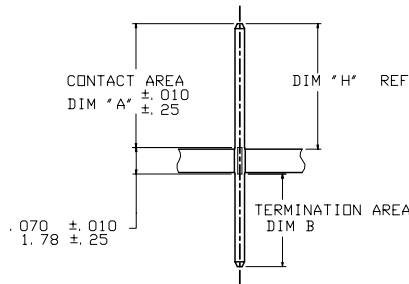


PRODUCT NUMBER
SEE TABLE



SECTION E-E
SCALE 12/1
WITHOUT FERRULE



SECTION THRU PC BOARD

mat'l. code	surface	tolerance	projection	product family															
SEE NOTE 1	ASME Y14.5 ✓	ASME Y14.5		PIN PRODUCTS															
tolerances unless otherwise specified			INCH/MM	title															
Y V07-0009 HTB 2007-01-05	angles	XXX+01/XX-3	scale 3:1	BERGPIN® LOOSE PIECE															
AA V08-0353 HTB 2008-08-18	0° ± 2'	XXX+005/XXX+8		.039"[0.99] DIA. STAR															
U V71498 HTB 1997-10-28	dr	XXXX+0020/XXX+051		dwg no 76151															
V V01594 JRW 2000-07-12	engi			sheet 1 of 5															
W V05-0399 HTB 2005-04-28	chr			size A4															
X V06-0684 HTB 2006-07-24	appd			type CUSTOMER Drawing															
sheet	revision	AA	AA	AA	AA	AA													
index	sheet	1	2	3	4	5													

PRODUCT NUMBER NOTE 9	PLATING	UNDERPLATING
76151-YYY	30µ" [0.76µ] MIN Au	50µ" [1.27µ] MIN Ni
76151-YYLFF		
76153-YYY	50µ" [1.27µ] MIN Au	50µ" [1.27µ] MIN Ni
76153-YYLFF		
76154-YYY	120µ" [3.05µ] MIN 93/7 SnPb	50µ" [1.27µ] MIN Ni
76154-YYLFF	100µ" [2.54µ] MIN Sn (NOTE 10)	50µ" [1.27µ] MIN Ni
76155-YYY	30µ" [0.76µ] MIN CXT™	50µ" [1.27µ] MIN Ni
76155-YYLFF		
76156-YYY	15µ" [0.38µ] MIN CXT™	50µ" [1.27µ] MIN Ni
76156-YYLFF		
76159-YYY	15µ" [0.38µ] MIN Au	50µ" [1.27µ] MIN Ni
76159-YYLFF		

DISCONTINUED

NOTES:

- ①. MATERIAL: 3/4 HARD PHOS BRONZE
ASTM B-159-66
- ②. BURNISH MARKS ON PIN PERMITTED
BURR .003 [0.08] MAX BULGE
.0005 [0.013] MAX TYP.
3. SEE PRODUCT SPECIFICATION BUS-12-064
FOR P.C. BOARD HOLE DIAMETER AND P.C.
BOARD HOLE PLATING INFORMATION.
- ④. .002 [0.05] R MAX TYP 4X ON WIRE
PORTION OF PIN.
- ⑤. TWO SIDES OF LEAD-IN NOT PLATED
TYP BOTH ENDS.
- ⑥. .016 [0.41] MAX OPPOSITE END IF DIM
B IS LESS THAN .230 [5.84].
- ⑦. TOLERANCE: +.001 [0.03], -.002 [0.05]
- ⑧. TOLERANCE: ±.001 [0.03]
- ⑨. ADD AN LF SUFFIX TO PART NUMBERS FOR PRODUCT
THAT MEETS EUROPEAN UNION DIRECTIVES AND OTHER
COUNTRY REGULATIONS AS DESCRIBED IN GS-22-008.
- ⑩. THIS PRODUCT HAS 100% TIN PLATING IN THE
INTERFACE AND HAS NOT BEEN TESTED FOR WHISKER
GROWTH IN ALL INTERCONNECT ENVIRONMENTS.

mat'l. code	SEE NOTE 1	surface	tolerance	projection	product family
lfr	ecn no	dr	date	ASME Y14.5 ✓ ASME Y14.5	PIN PRODUCTS
AA				tolerances unless otherwise specified	title
				angles	BERGPIN® LOOSE PIECE
				0° ±2'	.039"[0.99] DIA. STAR
				dr	M. FETROW 1994-05-16
				engr	L. FYE 1994-05-16
				chr	L. FYE 1994-05-16
				appd	L. FYE 1994-05-16
sheet	revision				dwg no
index	sheet				76151
					sheet 2 of 5
					size
					A4
					type
					CUSTOMER Drawing

Copyright FCJ



FCJconnect.com

1 | 2

3 |

4

PRODUCT NO. NOTE 9	CONTACT AREA DIM "A"	TERMINATION AREA DIM "B"	DIM "C"	DIM "H" FOR .062 BOARD 1.57	DIM "H" FOR .093 BOARD 2.36	DIM "H" FOR .125 BOARD 3.17	OVERALL LENGTH DIM "L"	CUSTOMER RESTRICTED
7615X-001	.230/5.84	.045/1.14	.039/0.99 NOTE 7	.235/5.97	.220/5.59	.205/5.21	.345/8.76	NO
7615X-002	.265/6.73	.045/1.14	.039/0.99 NOTE 7	.270/6.86	.255/6.48	.240/6.10	.380/9.65	NO
7615X-003	.345/8.76	.045/1.14	.039/0.99 NOTE 7	.350/8.89	.335/8.51	.320/8.13	.460/11.68	NO
7615X-004	.400/10.16	.045/1.14	.039/0.99 NOTE 7	.405/10.29	.390/9.91	.375/9.53	.515/13.08	NO
7615X-005	.415/10.54	.045/1.14	.039/0.99 NOTE 7	.420/10.67	.405/10.29	.390/9.91	.530/13.46	NO
7615X-006	.435/11.05	.045/1.14	.039/0.99 NOTE 7	.440/11.18	.425/10.80	.410/10.41	.550/13.97	NO
7615X-007	.465/11.81	.045/1.14	.039/0.99 NOTE 7	.470/11.94	.455/11.56	.440/11.18	.580/14.73	NO
7615X-008	.515/13.08	.045/1.14	.039/0.99 NOTE 7	.520/13.21	.505/12.83	.490/12.45	.630/16.00	NO
7615X-009	.575/14.61	.040/1.02	.039/0.99 NOTE 7	.575/14.61	.560/14.22	.545/13.84	.685/17.40	NO
7615X-010	.585/14.86	.045/1.14	.039/0.99 NOTE 7	.590/14.99	.575/14.61	.560/14.22	.700/17.78	NO
7615X-011	.635/16.13	.045/1.14	.039/0.99 NOTE 7	.640/16.26	.625/15.88	.610/15.49	.750/19.05	NO
7615X-012	.655/16.64	.045/1.14	.039/0.99 NOTE 7	.660/16.76	.645/16.38	.630/16.00	.770/19.56	NO
7615X-013	.745/18.92	.045/1.14	.039/0.99 NOTE 7	.750/19.05	.735/18.67	.720/18.29	.860/21.84	NO
7615X-014	.265/6.73	.245/6.22	.039/0.99 NOTE 7	.270/6.86	.255/6.48	.240/6.10	.580/14.73	NO
7615X-015	.345/8.76	.245/6.22	.039/0.99 NOTE 7	.350/8.89	.335/8.51	.320/8.13	.660/16.76	NO
7615X-016	.400/10.16	.245/6.22	.039/0.99 NOTE 7	.405/10.29	.390/9.91	.375/9.53	.715/18.16	NO
7615X-017	.465/11.81	.245/6.22	.039/0.99 NOTE 7	.470/11.94	.455/11.56	.440/11.18	.780/19.81	NO
7615X-018	.570/14.48	.245/6.22	.039/0.99 NOTE 7	.575/14.61	.560/14.22	.545/13.84	.885/22.48	NO
7615X-019	.625/15.88	.245/6.22	.039/0.99 NOTE 7	.630/16.00	.615/15.62	.600/15.24	.940/23.88	NO
7615X-020	.655/16.64	.245/6.22	.039/0.99 NOTE 7	.660/16.76	.645/16.38	.630/16.00	.970/24.64	NO
7615X-021	.265/6.73	.355/9.02	.039/0.99 NOTE 7	.270/6.86	.255/6.48	.240/6.10	.690/17.53	NO
7615X-022	.345/8.76	.355/9.02	.039/0.99 NOTE 7	.350/8.89	.335/8.51	.320/8.13	.770/19.56	NO
7615X-023	.400/10.16	.355/9.02	.039/0.99 NOTE 7	.405/10.29	.390/9.91	.375/9.53	.825/20.96	NO
7615X-024	.465/11.81	.355/9.02	.039/0.99 NOTE 7	.470/11.94	.455/11.56	.440/11.18	.890/22.61	NO
7615X-025	.570/14.48	.355/9.02	.039/0.99 NOTE 7	.575/14.61	.560/14.22	.545/13.84	.995/25.27	NO
7615X-026	.625/15.88	.355/9.02	.039/0.99 NOTE 7	.630/16.00	.615/15.62	.600/15.24	1.050/26.67	NO
7615X-027	.655/16.64	.355/9.02	.039/0.99 NOTE 7	.660/16.76	.645/16.38	.630/16.00	1.080/27.43	NO

mat'l. code	SEE NOTE 1	surface ASME Y14.5 <input checked="" type="checkbox"/>	tolerance ASME Y14.5	projection	product family PIN PRODUCTS
ltr	ecrn no	dr	date	tolerances unless otherwise specified	title
AA				angles <input type="checkbox"/>	BERGPIN® LOOSE PIECE
				0° ±2'	.039"[0.99] DIA. STAR
				dr M. FETROW 1994-05-16	dwg no 76151 sheet 3 of 5 size A4
				engr L. FYE 1994-05-16	type CUSTOMER Drawing
				chr L. FYE 1994-05-16	
				appd L. FYE 1994-05-16	
sheet index	revision sheet				

form A4mmXc

1 |

2 |

3 |

4

Copyright FCJ



FCJconnect.com

1 | 2

3 |

4

PRODUCT NO. NOTE 9	CONTACT AREA DIM "A"	TERMINATION AREA DIM "B"	DIM "C"	DIM "H" FOR .062 BOARD	DIM "H" FOR .093 BOARD	DIM "H" FOR .125 BOARD	OVERALL LENGTH DIM "L"	CUSTOMER RESTRICTED
7615X-028	.305/7.75	.035/0.89	.039/0.99 NOTE 7	.310/7.87	.295/7.49	.280/7.11	.410/10.41	NO
7615X-029	.755/19.18	.345/8.76	.039/0.99 NOTE 7	.760/19.30	.745/18.92	.730/18.54	1.170/29.72	NO
7615X-030	.710/18.03	.345/8.76	.039/0.99 NOTE 7	.715/18.16	.700/17.78	.685/17.40	1.125/28.58	NO
7615X-031	.545/13.84	.198/5.03	.039/0.99 NOTE 7	.550/13.97	.535/13.59	.520/13.21	.813/20.65	NO
7615X-032								
7615X-033	.335/8.51	.375/9.53	.039/0.99 NOTE 7	.340/8.64	.325/8.26	.310/7.87	.780/19.81	NO
7615X-034	.535/13.59	.045/1.14	.039/0.99 NOTE 7	.540/13.72	.525/13.34	.510/12.95	.650/16.51	NO
7615X-035	.560/14.22	.260/6.60	.039/0.99 NOTE 7	.565/14.35	.550/13.97	.535/13.59	.890/22.61	NO
7615X-036	.510/12.95	.381/9.68	.039/0.99 NOTE 7	.515/13.08	.500/12.70	.485/12.32	.961/24.41	NO
7615X-037	.325/8.26	.101/2.57	.039/0.99 NOTE 7	.330/8.38	.315/8.00	.300/7.62	.496/12.60	NO
7615X-038	.595/15.11	.330/8.38	.039/0.99 NOTE 7	.600/15.24	.585/14.86	.570/14.48	.995/25.27	NO
7615X-039	.755/19.18	.065/1.65	.039/0.99 NOTE 7	.760/19.30	.745/18.92	.730/18.54	.890/22.61	NO
7615X-040	.315/8.00	.395/10.03	.039/0.99 NOTE 7	.320/8.13	.305/7.75	.290/7.37	.780/19.81	NO
7615X-041	.230/5.84	.080/2.03	.039/0.99 NOTE 7	.235/5.97	.220/5.59	.205/5.21	.380/9.65	NO
7615X-042	.870/22.10	.045/1.14	.039/0.99 NOTE 7	.875/22.23	.860/21.84	.845/21.46	.985/25.02	NO
7615X-043	.504/12.80	.329/8.36	.039/0.99 NOTE 7	.509/12.80	.494/12.55	.479/12.17	.900/22.86	NO
7615X-044	.324/8.23	.056/1.42	.039/0.99 NOTE 7	.329/8.36	.314/7.98	.299/7.60	.450/11.43	NO
7615X-045	.499/12.68	.056/1.42	.039/0.99 NOTE 7	.504/12.80	.489/12.42	.474/12.04	.625/15.88	NO
7615X-046	.430/10.92	.535/13.59	.039/0.99 NOTE 7	.435/11.05	.420/10.67	.405/10.29	1.035/26.29	NO
7615X-047	.375/9.53	.070/1.78	.039/0.99 NOTE 7	.380/9.65	.365/9.27	.350/8.89	.515/13.08	NO
7615X-048	.375/9.53	.275/6.99	.039/0.99 NOTE 7	.380/9.65	.365/9.27	.350/8.89	.720/18.29	NO
7615X-049	.545/13.84	.070/1.78	.039/0.99 NOTE 7	.550/13.97	.535/13.59	.520/13.21	.685/17.40	NO
7615X-050	.313/7.95	.317/8.05	.039/0.99 NOTE 7	.318/8.08	.303/7.70	.288/7.32	.700/17.78	NO
7615X-051	.320/8.13	.045/1.14	.039/0.99 NOTE 7	.325/8.26	.310/7.87	.295/7.49	.435/11.05	NO
7615X-052	.620/15.75	.590/14.99	.039/0.99 NOTE 7	.625/15.88	.610/15.49	.595/15.11	1.280/35.51	NO
7615X-053	.245/6.22	.045/1.14	.039/0.99 NOTE 7	.250/6.35	.235/5.97	.220/5.59	.360/9.14	NO
7615X-054	.623/15.82	.270/6.86	.039/0.99 NOTE 7	.628/15.95	.613/15.57	.598/15.19	.963/24.46	NO

OBSOLETE

A

A

B

B

mat'l. code	SEE NOTE 1	surface ASME Y14.5	tolerance ASME Y14.5	projection	product family
l/r	ec'n no	dr	date	INCH/MM	PIN PRODUCTS
AA				scale 1:1	title
					BERGPIN® LOOSE PIECE
					.039"[0.99] DIA. STAR
					dwg no
					76151
					sheet 4 of 5
					size A4
					type
					CUSTOMER Drawing
sheet index	revision sheet				

form A4mmXc

1 |

2 |

3 |

4

Copyright FCI



FCIconnect.com

1 | 2

3 |

4

PRODUCT NO. NOTE 9	CONTACT AREA DIM "A"	TERMINATION AREA DIM "B"	DIM "C"		DIM "H"		OVERALL LENGTH DIM "L"	CUSTOMER RESTRICTED	
					FOR DIM FOR	BOARD			
7615X-055	.684/17.37	.051/1.30	.039/0.99	NOTE 7	.689/17.50	.674/17.12	.659/16.74	.800/20.32	NO
7615X-056	.295/7.49	.192/4.88	.039/0.99	NOTE 7	.300/7.62	.285/7.24	.270/6.86	.552/14.02	NO
7615X-057	.785/19.94	.050/1.27	.039/0.99	NOTE 7	.790/20.07	.775/19.69	.760/19.30	.900/22.86	NO
7615X-058	.747/18.97	.524/13.31	.039/0.99	NOTE 7	.752/19.10	.737/18.72	.722/18.34	1.335/33.91	NO
7615X-059	.230/5.84	.135/3.43	.039/0.99	NOTE 7	.235/5.97	.220/5.59	.205/5.20	.430/10.92	NO
7615X-060	.400/10.16	.440/11.18	.039/0.99	NOTE 7	.405/10.29	.390/9.91	.375/9.53	.910/23.11	NO
7615X-061	.280/7.11	.192/4.88	.039/0.99	NOTE 7	.285/7.24	.270/6.86	.255/6.48	.542/13.77	NO
7615X-062	.280/7.11	.085/2.16	.039/0.99	NOTE 7	.285/7.24	.270/6.86	.255/6.48	.435/11.05	NO
7615X-063	.100/2.54	.050/1.27	.039/0.99	NOTE 7	.105/2.67	.090/2.29	.075/1.91	.220/5.59	NO
7615X-064	.380/9.65	.650/16.51	.039/0.99	NOTE 7	.385/9.78	.370/9.40	.355/9.02	1.100/27.94	NO
7615X-065	.610/15.49	.030/0.76	.038/0.97	NOTE 8	.615/15.62	.600/15.24	.585/14.86	.710/18.03	YES
7615X-066	.822/20.88	.045/1.14	.039/0.99	NOTE 7	.827/21.01	.812/20.63	.797/20.24	.937/23.80	NO
7615X-067	.945/24.00	.045/1.14	.039/0.99	NOTE 7	.945/24.00	.935/23.75	.920/23.37	1.055/26.80	NO
7615X-068	.194/4.93	.042/1.07	.039/0.99	NOTE 7	.196/4.98	.181/4.60	.165/4.19	.306/7.77	NO
7615X-069	.220/5.59	.220/5.59	.039/0.99	NOTE 7	.225/5.72	.210/5.33	.195/4.95	.510/12.95	NO

mat'l. code		SEE NOTE 1		surface		tolerance		projection		product family	
AA		ecm no		ASME Y14.5		ASME Y14.5				PIN PRODUCTS	
		dr		tolerances unless otherwise specified		INCH/MM		scale		title	
		date		angles		1:1				BERGPIN® LOOSE PIECE	
				0° ±2'						.039"[0.99] DIA. STAR	
				dr		M. FETROW		1994-05-16		dwg no	
				engr		L. FYE		1994-05-16		sheet 5 of 5	
				chr		L. FYE		1994-05-16		size	
				appd		L. FYE		1994-05-19		A4	
sheet index		revision sheet								type	
										CUSTOMER Drawing	

form A4mmXlc

1 |

2 |

3 |

4

PDM: Rev:AA

STATUS:Released

Printed: Sep 15, 2009