


MBK 5/E

Order No.: 1415076




<http://eshop.phoenixcontact.de/phoenix/treeViewClick.do?UID=1415076>

Feed-through modular terminal block, Connection method: Screw connection, Cross section: 0.2 mm² - 4 mm², AWG 24 - 12, Width: 6.2 mm, Color: gray, Mounting type: NS 15

Commercial data	
GTIN (EAN)	
sales group	A100
Pack	50 pcs.
Customs tariff	85369010
Catalog page information	Page 125 (CL-2002)

Product notes

WEEE/RoHS-compliant since: 01/01/2003



<http://www.download.phoenixcontact.com>
 Please note that the data given here has been taken from the online catalog. For comprehensive information and data, please refer to the user documentation. The General Terms and Conditions of Use apply to Internet downloads.

Technical data	
General	
Number of levels	1
Number of connections	2
Color	gray
Insulating material	PA

Inflammability class acc. to UL 94	V0
------------------------------------	----

Dimensions

Width	6.2 mm
Length	28 mm

Technical data

Maximum load current	32 A (with 4 mm ² conductor cross section)
Rated surge voltage	6 kV
Pollution degree	3
Surge voltage category	III
Insulating material group	I
Connection in acc. with standard	IEC 60947-7-1
Nominal current I _N	32 A
Nominal voltage U _N	500 V
Open side panel	ja

Connection data

Conductor cross section solid min.	0.2 mm ²
Conductor cross section solid max.	4 mm ²
Conductor cross section stranded min.	0.2 mm ²
Conductor cross section stranded max.	4 mm ²
Conductor cross section AWG/kcmil min.	24
Conductor cross section AWG/kcmil max	12
Conductor cross section stranded, with ferrule without plastic sleeve min.	0.25 mm ²
Conductor cross section stranded, with ferrule without plastic sleeve max.	4 mm ²
Conductor cross section stranded, with ferrule with plastic sleeve min.	0.25 mm ²
Conductor cross section stranded, with ferrule with plastic sleeve max.	2.5 mm ²
2 conductors with same cross section, solid min.	0.2 mm ²
2 conductors with same cross section, solid max.	1.5 mm ²
2 conductors with same cross section, stranded min.	0.2 mm ²
2 conductors with same cross section, stranded max.	1.5 mm ²

2 conductors with same cross section, stranded, TWIN ferrules with plastic sleeve, min.	0.5 mm ²
2 conductors with same cross section, stranded, TWIN ferrules with plastic sleeve, max.	2.5 mm ²
2 conductors with same cross section, stranded, ferrules without plastic sleeve, min.	0.25 mm ²
2 conductors with same cross section, stranded, ferrules without plastic sleeve, max.	1.5 mm ²
Connection method	Screw connection
Stripping length	8 mm
Internal cylindrical gage	A4
Screw thread	M3
Tightening torque, min	0.6 Nm
Tightening torque max	0.8 Nm

Certificates / Approvals



Certification

BV, CSA, CUL, DNV, GOST, LR, PRS, RS, UL

Accessories

Item	Designation	Description
------	-------------	-------------

Assembly

1413227	ATP-MBK	Partition plate, Length: 42.5 mm, Width: 2.5 mm, Height: 41 mm, Color: gray
1415021	D-MBK/E	End cover, Length: 28 mm, Width: 1 mm, Height: 26.2 mm, Color: gray
1401637	E/MBK	End clamp, width: 6.2 mm, color: gray
0201595	FB-150 METER	Cross connection rail, for fixed bridging of identical inputs and outputs, made of Cu, nickel-plated, 1 m long
1401763	NS 15 AL PERF 2000MM	DIN rail, material: Aluminum, perforated, height 5.5 mm, width 15 mm, length: 2 m
1401682	NS 15 PERF 2000MM	DIN rail, material: steel, perforated, height 5.5 mm, width 15 mm, length: 2 m
1401695	NS 15 UNPERF 2000MM	DIN rail, material: Steel, unperforated, height 5.5 mm, width 15 mm, length: 2 m

2770215	TS-KK 3	Separating plate, Length: 14 mm, Height: 16 mm, Color: gray
---------	---------	---

Bridges

0201155	EB 2- 6	Insertion bridge, Number of positions: 2, Color: gray
0201142	EB 3- 6	Insertion bridge, Number of positions: 3, Color: gray
0201139	EB 10- 6	Insertion bridge, Number of positions: 10, Color: gray
0203250	FBI 10- 6	Fixed bridge, Number of positions: 10, Color: silver
0201650	FBI 100- 6	Fixed bridge, Number of positions: 100, Color: silver
0201867	FBI 20- 6	Fixed bridge, Number of positions: 20, Color: silver
1302338	IS-K 4	Bridge bar isolator, Color: gray
0301505	ISSBI 10- 6	Bridge bar isolator, Number of positions: 10, Color: silver
1413230	SBRN 2-7	Switching jumper, Color: silver
1415238	SBRN 2-9	Switching bridge, 2-pos.

Marking

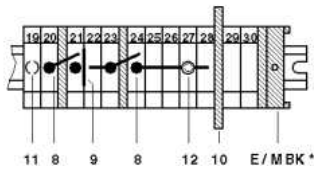
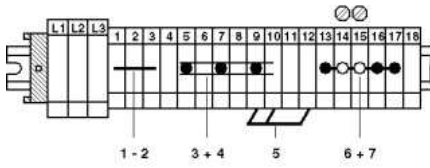
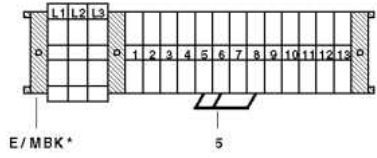
1400146	BNB-ZB 6,2:SO/CMS	BNB Zack strip, special printing, 10-section, divisible, marking according to customer requirements
---------	-------------------	---

Plug/Adapter

0601292	PSB 3/10/4	Female test connector, Color: silver
0201304	PSBJ 3/13/4	Female test connector, Color: silver
0201647	RPS	Reducing plug, Color: gray

Diagrams/Drawings

Circuit diagram



- 1 = cover
- 2 = fixed bridge, for cross-connections in the terminal center, screw heads with insulating collar
- 3 = fixed bridge, for cross-connections in the terminal center, with crimped-on rollers
- 4 = insertion bridge
- 5 = isolator bridge bar
- 6 = bridge bar isolator
- 7 = switch bar for 2 terminal blocks
- 8 = separating plate
- 9 = partition plate
- 10 = test plug socket

Address

PHOENIX CONTACT Inc., USA
586 Fulling Mill Road
Middletown, PA 17057, USA
Phone (800) 888-7388
Fax (717) 944-1625
<http://www.phoenixcon.com>



© 2011 Phoenix Contact
Technical modifications reserved;