


QTC 1,5-TWIN


Order No.: 3205048



<http://eshop.phoenixcontact.de/phoenix/treeViewClick.do?UID=3205048>


Feed-through modular terminal block, Connection method: Quick connection, Quick connection, Cross section: 0.25 mm² - 1.5 mm², AWG 24 - 16, Width: 5.2 mm, Color: gray, Mounting type: NS 35/7.5, NS 35/7.5



Commercial data	
GTIN (EAN)	4  017918 932442
sales group	A731
Pack	50 pcs.
Customs tariff	85369010
Catalog page information	Page 255 (CL1-2011)

Product notes

WEEE/RoHS-compliant since: 01/01/2003



<http://www.download.phoenixcontact.com>
Please note that the data given here has been taken from the online catalog. For comprehensive information and data, please refer to the user documentation. The General Terms and Conditions of Use apply to Internet downloads.

Technical data

General	
Note	The max. load current must not be exceeded by the total current of all connected conductors.
Number of levels	1
Number of connections	3

Color	gray
Insulating material	PA
Inflammability class acc. to UL 94	V0

Dimensions

Width	5.2 mm
Length	76.4 mm
Height NS 35/7.5	39.3 mm
Height NS 35/15	46.8 mm

Technical data

Maximum load current	17.5 A (with 1.5 mm ² conductor cross section)
Rated surge voltage	8 kV
Pollution degree	3
Surge voltage category	III
Insulating material group	I
Connection in acc. with standard	IEC 60947-7-1
Nominal current I _N	17.5 A (the maximum load current must not be exceeded by the total current of all connected conductors)
Nominal voltage U _N	800 V
Open side panel	ja

Connection data

Conductor cross section solid min.	0.25 mm ²
Conductor cross section solid max.	1.5 mm ²
Conductor cross section stranded min.	0.25 mm ²
Conductor cross section stranded max.	1.5 mm ²
Conductor cross section AWG/kcmil min.	24
Conductor cross section AWG/kcmil max	16
Connection method	Quick connection
Material wire insulation	PVC / PE
Structure of individual litz in acc. with VDE 0295 / smallest wire diameter	VDE 0295 Cl.1-5

Certificates / Approvals



Certification ABS, BV, CSA, CUL, DNV, GL, GOST, KR, LR, NK, UL

Certification Ex: IECEX, KEMA-EX

Accessories

Item	Designation	Description
------	-------------	-------------

Assembly

3022218	CLIPFIX 35	Snap-on end bracket, for 35 mm NS 35/7.5 or NS 35/15 DIN rail, can be fitted with Zack strip ZB 8 and ZB 8/27, terminal strip marker KLM 2 and KLM, width: 9.5 mm, color: gray
3022276	CLIPFIX 35-5	Snap-on end bracket, for NS 35/7.5 or NS 35/15 DIN rail, can be fitted with Zack strip ZB 5 and ZBF 5, terminal strip marker KLM 2 and KLM, parking facility for FBS...5, FBS...6, KSS 5, KSS 6, width: 5,15 mm, color: gray
3205190	D-QTC 1,5-TWIN	End cover, Length: 76.4 mm, Width: 2.2 mm, Height: 39.3 mm, Color: gray
3205200	DS-QTC 1,5	Cover segment, Length: 94 mm, Width: 0 mm, Height: 39.3 mm, Color: gray
0801762	NS 35/ 7,5 CU UNPERF 2000MM	DIN rail, material: Copper, unperforated, height 7.5 mm, width 35 mm, length: 2 m
0801733	NS 35/ 7,5 PERF 2000MM	DIN rail, material: Steel, galvanized and passivated with a thick layer, perforated, height 7.5 mm, width 35 mm, length: 2 m
1201756	NS 35/15 AL UNPERF 2000MM	DIN rail, deep-drawn, high profile, unperforated, 1.5 mm thick, material: Aluminum, height 15 mm, width 35 mm, length 2 m
1201895	NS 35/15 CU UNPERF 2000MM	DIN rail, material: Copper, unperforated, 1.5 mm thick, height 15 mm, width 35 mm, length: 2 m
1201730	NS 35/15 PERF 2000MM	DIN rail, material: Steel, perforated, height 15 mm, width 35 mm, length: 2 m
1201714	NS 35/15 UNPERF 2000MM	DIN rail, material: Steel, unperforated, height 15 mm, width 35 mm, length: 2 m
1201798	NS 35/15-2,3 UNPERF 2000MM	DIN rail, material: Steel, unperforated, 2.3 mm thick, height 15 mm, width 35 mm, length: 2 m

Bridges

3030161	FBS 2-5	Plug-in bridge, Number of positions: 2, Color: red
3030174	FBS 3-5	Plug-in bridge, Number of positions: 3, Color: red
3030187	FBS 4-5	Plug-in bridge, Number of positions: 4, Color: red
3030190	FBS 5-5	Plug-in bridge, Number of positions: 5, Color: red
3030213	FBS 10-5	Plug-in bridge, Number of positions: 10, Color: red
3030226	FBS 20-5	Plug-in bridge, Number of positions: 20, Color: red

3038943	RB ST (2,5/4)-1,5	Reducing bridge, Number of positions: 2, Color: red
---------	-------------------	---

Marking

0818108	UC-TM 5	UniCard materials for labeling terminal blocks with a marker groove,96-section, can be labeled with BLUEMARK and CMS-P1-PLOTTER, color: white
0824581	UC-TM 5 CUS	UniCard sheets, for labeling terminal blocks with a zack marker strip groove, can be printed as per customer requirements
0818153	UC-TMF 5	UniCard materials for labeling terminal blocks using a flat marker groove, 96-section, can be labeled with BLUEMARK and CMS-P1-PLOTTER, color: white
0824638	UC-TMF 5 CUS	UniCard sheets, for labeling terminal blocks with a flat zack marker sheet groove, can be printed as per customer requirements
0828734	UCT-TM 5	UniCard materials for thermal transfer printer, for labeling terminal blocks with a marker groove, 72-section, can be labeled with THERMOMARK CARD and BLUEMARK LED, color: white
0829595	UCT-TM 5 CUS	Terminal block marking, can be labeled as per customer specifications
0828744	UCT-TMF 5	UniCard materials for thermal transfer printer, for labeling terminal blocks with a horizontal marker groove, 72-section, can be labeled with THERMOMARK CARD and BLUEMARK LED, color: white
0829658	UCT-TMF 5 CUS	Terminal block marking, can be labeled as per customer specifications

Plug/Adapter

3032871	PAI-4-N GY	Test adapter, Color: gray
3036709	PS-4/E	Test adapter, Color: red
3030983	PS-5	Test adapter, Color: red

Tools

1204517	SZF 1-0,6X3,5	Actuation tool, for ST terminal blocks, also suitable for use as a bladed screwdriver, size: 0.6 x 3.5 x 100 mm, 2-component grip, with non-slip grip
---------	---------------	---

Diagrams/Drawings

Circuit diagram



Address

PHOENIX CONTACT Inc., USA
586 Fulling Mill Road
Middletown, PA 17057, USA
Phone (800) 888-7388
Fax (717) 944-1625
<http://www.phoenixcon.com>



© 2011 Phoenix Contact
Technical modifications reserved;