


# TT-SLKK5-S- 24DC


Order No.: 2809607

The illustration shows version TT-SLKK5-S- 5 DC




<http://eshop.phoenixcontact.de/phoenix/treeViewClick.do?UID=2809607>

Modular terminal block with suppressor diode as surge voltage protection between clamping connector and DIN rail, separate ground connection, nominal voltage: 24 V DC, mounting on NS 35/7.5, terminal width: 6.2 mm, terminal height: 69 mm

Commercial data	
GTIN (EAN)	
sales group	J303
Pack	50 pcs.
Customs tariff	85363030
Catalog page information	Page 112 (TT-2011)

**Product notes**

WEEE/RoHS-compliant since:  
01/31/2006



<http://www.download.phoenixcontact.com>  
Please note that the data given here has been taken from the online catalog. For comprehensive information and data, please refer to the user documentation. The General Terms and Conditions of Use apply to Internet downloads.

Technical data	
General	
Housing material	PA
Inflammability class acc. to UL 94	V2
Color	black

Total surge current (8/20) $\mu$ s	169 A
Ambient temperature (operation)	-40 °C ... 85 °C
Mounting type	DIN rail: 35 mm
Design	Single-level terminal block – separate PE connection
Degree of protection	IP20
Direction of action	Line-Earth Ground
Width	6.20 mm
Height	69.50 mm
Length	66.50 mm

**Protective circuit**

IEC category	C3
VDE requirement class	C3
Nominal voltage $U_N$	24 V DC
Maximum continuous operating voltage $U_C$	28.2 V DC
	20 V AC
Maximum continuous voltage $U_C$ (wire-ground)	28.2 V DC
	20 V AC
Nominal current $I_N$	32 A (50°C)
Operating effective current $I_C$ at $U_C$	$\leq 5 \mu$ A
Ground conductor current $I_{PE}$	$\leq 5 \mu$ A
Nominal discharge surge current $I_n$ (8/20) $\mu$ s (Core-Earth)	169 A
Total surge current (8/20) $\mu$ s	169 A
Max. discharge surge current $I_{max}$ (8/20) $\mu$ s maximum (Core-Earth)	169 A
Nominal pulse current $I_{an}$ (10/1000) $\mu$ s (Core-Earth)	33 A
Output voltage limitation at 1 kV/ $\mu$ s (Core-Earth) spike	$\leq 42$ V
Output voltage limitation at 1 kV/ $\mu$ s (Core-Earth) static	$\leq 41$ V
Residual voltage at $I_n$ , (conductor-ground)	$\leq 59$ V
Response time $t_A$ (Core-Earth)	$\leq 1$ ns
Cut-off frequency $f_g$ (3 dB), asym. (PE) in 150 Ohm system	Typ. 1.5 MHz
Capacity (Core-Earth)	1.35 nF
Surge carrying capacity in acc. with IEC 61643-21 (Core-Earth)	C3 (25 A)

**Connection data**

Connection method	Screw connection
Connection type IN	Screw terminal blocks
Connection type OUT	Screw terminal blocks
Screw thread	M3
Tightening torque	0.5 Nm
Stripping length	8 mm
Conductor cross section stranded min.	0.2 mm <sup>2</sup>
Conductor cross section stranded max.	4 mm <sup>2</sup>
Conductor cross section solid min.	0.2 mm <sup>2</sup>
Conductor cross section solid max.	4 mm <sup>2</sup>
Conductor cross section AWG/kcmil min.	24
Conductor cross section AWG/kcmil max	12

**Connection, protective circuit**

Standards/regulations	IEC 61643-21
-----------------------	--------------

**Certificates / Approvals**



Certification CUL, GOST, UL

**Accessories**

Item	Designation	Description
------	-------------	-------------

**Assembly**

2770228	D-UKK 3/5 BK	End cover, Length: 56 mm, Width: 2.5 mm, Height: 66.5 mm, Color: black
2770833	DP-UKK 3/5 BK	Spacer plate, Length: 56 mm, Width: 2.5 mm, Height: 66.5 mm, Color: black

**Marking**

1051993	B-STIFT	Marker pen, for manual labeling of unprinted Zack strips, smear-proof and waterproof, line thickness 0.5 mm
1051016	ZB 6,LGS:FORTL.ZAHLEN	Zack marker strip, 10-section, printed horizontally: with the numbers 1 - 10, 11 - 20 and so on up to 491 - 500, color: white

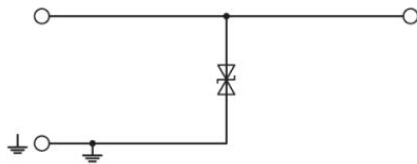
1051414	ZB 6,LGS:L1-N,PE	Zack strip, printed horizontally, strips with 10 labels, L1, L2, L3, N, PE, L1, L2, L3, N, PE, color: white
1051430	ZB 6,LGS:U-N	Zack strip, printed horizontally: 10-section, U, V, W, N, GND, U, V, W, N, GND, color: white
1050499	ZB 6:SO/CMS	Zack strip, 10-section, divisible, special printing, marking according to customer requirements
1051003	ZB 6:UNBEDRUCKT	Zack strip, unprinted, strips with 10 labels for individual labeling with M-PEN or CMS system, for terminal block width: 6.2 mm, color: white
0808749	ZBF 6,LGS:FORTL.ZAHLEN	Zack marker strip, flat, printed horizontally: 10-section, with the numbers 1 - 10, 11 - 20, and so on up to 91 - 100, color: white
0808736	ZBF 6/WH-100:UNBEDRUCKT	Zack strip, flat, unprinted: 10-section, for individual labeling with M-PEN or ZBF-T, large batch, sufficient for labeling 1000 terminal blocks, color: white
0808710	ZBF 6:UNBEDRUCKT	Zack strip, flat, unprinted: 10-section, for individual labeling with M-PEN or ZBF-T, sufficient for 100 terminal blocks, color: white

#### Additional products

Item	Designation	Description
<b>Assembly</b>		
2770228	D-UKK 3/5 BK	End cover, Length: 56 mm, Width: 2.5 mm, Height: 66.5 mm, Color: black
2770833	DP-UKK 3/5 BK	Spacer plate, Length: 56 mm, Width: 2.5 mm, Height: 66.5 mm, Color: black
2839295	SSA 3-6	shield fast connections for conductor diameter 3 - 6 mm. Potential connection cable: 200 mm, black
2839512	SSA 5-10	Shield fast connection for conductor diameters 5 - 10 mm. Potential connection cable: 200 mm, black

#### Diagrams/Drawings

Circuit diagram



**Address**

PHOENIX CONTACT Inc., USA  
586 Fulling Mill Road  
Middletown, PA 17057, USA  
Phone (800) 888-7388  
Fax (717) 944-1625  
<http://www.phoenixcon.com>



© 2011 Phoenix Contact  
Technical modifications reserved;