



UK-SI

Order No.: 3118012



<http://eshop.phoenixcontact.de/phoenix/treeViewClick.do?UID=3118012>

Fuse terminal block for cartridge fuse inserts 5 x 20 and 5 x 25, cross section: 0.2 - 4 mm², width: 8.2 mm, color: black

Commercial data	
GTIN (EAN)	
sales group	A040
Pack	50 pcs.
Customs tariff	85369010
Catalog page information	Page 442 (CL1-2011)

Product notes

WEEE/RoHS-compliant since:
01/01/2003



<http://www.download.phoenixcontact.com>
Please note that the data given here has been taken from the online catalog. For comprehensive information and data, please refer to the user documentation. The General Terms and Conditions of Use apply to Internet downloads.

Technical data

General	
Number of levels	1
Number of connections	2
Color	black
Insulating material	PA
Inflammability class acc. to UL 94	V0

Dimensions

Width	8.2 mm
Length	59.5 mm
Height NS 35/7.5	58 mm
Height NS 35/15	65.5 mm
Height NS 32	63 mm

Technical data

Fuse	G / 5 x 20 / 5 x 25
Fuse type	Glass
Rated surge voltage	4 kV
Pollution degree	3
Surge voltage category	III
Insulating material group	I
Connection in acc. with standard	IEC 60947-7-3
Nominal current I_N	6.3 A
Nominal voltage U_N	400 V (As a fuse terminal block)
	400 V (As a disconnect terminal block)

Connection data

Conductor cross section solid min.	0.2 mm ²
Conductor cross section solid max.	4 mm ²
Conductor cross section stranded min.	0.2 mm ²
Conductor cross section stranded max.	4 mm ²
Conductor cross section AWG/kcmil min.	24
Conductor cross section AWG/kcmil max	12
Conductor cross section stranded, with ferrule without plastic sleeve min.	0.25 mm ²
Conductor cross section stranded, with ferrule without plastic sleeve max.	4 mm ²
Conductor cross section stranded, with ferrule with plastic sleeve min.	0.25 mm ²
Conductor cross section stranded, with ferrule with plastic sleeve max.	4 mm ²
2 conductors with same cross section, solid min.	0.2 mm ²
2 conductors with same cross section, solid max.	1.5 mm ²
2 conductors with same cross section, stranded min.	0.2 mm ²

2 conductors with same cross section, stranded max.	1.5 mm ²
2 conductors with same cross section, stranded, ferrules without plastic sleeve, min.	0.25 mm ²
2 conductors with same cross section, stranded, ferrules without plastic sleeve, max.	1.5 mm ²
2 conductors with same cross section, stranded, TWIN ferrules with plastic sleeve, min.	0.5 mm ²
2 conductors with same cross section, stranded, TWIN ferrules with plastic sleeve, max.	2.5 mm ²
Cross-section with insertion bridge, solid max.	4 mm ²
Cross-section with insertion bridge, stranded max.	4 mm ²
Connection method	Screw connection
Stripping length	9 mm
Internal cylindrical gage	A4
Screw thread	M3
Tightening torque, min	0.6 Nm
Tightening torque max	0.8 Nm

Certificates / Approvals



Certification

CSA, CUL, GOST, UL

Accessories

Item	Designation	Description
Assembly		
3022218	CLIPFIX 35	Snap-on end bracket, for 35 mm NS 35/7.5 or NS 35/15 DIN rail, can be fitted with Zack strip ZB 8 and ZB 8/27, terminal strip marker KLM 2 and KLM, width: 9.5 mm, color: gray
1201442	E/UK	End clamp, for assembly on NS 32 or NS 35/7.5 DIN rail
1201028	NS 32 AL UNPERF 2000MM	G rail 32 mm (NS 32)
1201280	NS 32 CU/120QMM UNPERF 2000MM	G-profile DIN rail, deep-drawn, material: Copper, unperforated, height 15 mm, width 32 mm, length 2 m
1201358	NS 32 CU/35QMM UNPERF 2000MM	G-profile DIN rail, material: Copper, unperforated, height 15 mm, width 32 mm, length 2 m

1201002	NS 32 PERF 2000MM	G-profile DIN rail, material: Steel, perforated, height 15 mm, width 32 mm, length 2 m
1201015	NS 32 UNPERF 2000MM	G-profile DIN rail, material: Steel, unperforated, height 15 mm, width 32 mm, length 2 m
0801762	NS 35/ 7,5 CU UNPERF 2000MM	DIN rail, material: Copper, unperforated, height 7.5 mm, width 35 mm, length: 2 m
0801733	NS 35/ 7,5 PERF 2000MM	DIN rail, material: Steel, galvanized and passivated with a thick layer, perforated, height 7.5 mm, width 35 mm, length: 2 m
0801681	NS 35/ 7,5 UNPERF 2000MM	DIN rail, material: Steel, unperforated, height 7.5 mm, width 35 mm, length: 2 m
1201756	NS 35/15 AL UNPERF 2000MM	DIN rail, deep-drawn, high profile, unperforated, 1.5 mm thick, material: Aluminum, height 15 mm, width 35 mm, length 2 m
1201895	NS 35/15 CU UNPERF 2000MM	DIN rail, material: Copper, unperforated, 1.5 mm thick, height 15 mm, width 35 mm, length: 2 m
1201730	NS 35/15 PERF 2000MM	DIN rail, material: Steel, perforated, height 15 mm, width 35 mm, length: 2 m
1201714	NS 35/15 UNPERF 2000MM	DIN rail, material: Steel, unperforated, height 15 mm, width 35 mm, length: 2 m
1201798	NS 35/15-2,3 UNPERF 2000MM	DIN rail, material: Steel, unperforated, 2.3 mm thick, height 15 mm, width 35 mm, length: 2 m

Bridges

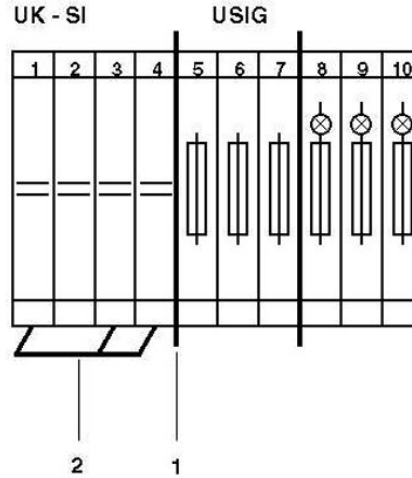
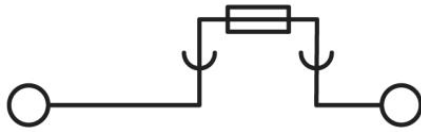
3118151	EBS 2- 8	Insertion bridge, Number of positions: 2, Color: gray
3118148	EBS 3- 8	Insertion bridge, Number of positions: 3, Color: gray
3118135	EBS 10- 8	Insertion bridge, Number of positions: 10, Color: gray

Marking

1007235	SBS 8:UNBEDRUCKT	Marker cards for modular terminal blocks, color: white
1050512	ZB 8:SO/CMS	Zack strip, 10-section, divisible, special printing, marking according to customer requirements

Diagrams/Drawings

Circuit diagram



1 = partition plate 2 = insertion bridge

Address

PHOENIX CONTACT Inc., USA
586 Fulling Mill Road
Middletown, PA 17057, USA
Phone (800) 888-7388
Fax (717) 944-1625
<http://www.phoenixcon.com>



© 2011 Phoenix Contact
Technical modifications reserved;