

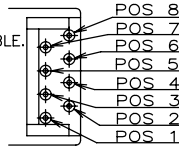
Tous droits strictement réservés. Reproduction ou communication à des tiers interdite sans quelque forme que ce soit sans autorisation écrite du propriétaire. Propriété de c. FCI. Droits de reproduction FCI.



All rights strictly reserved. Reproduction or issue to third parties in any form whatever is not permitted without written authority from the proprietor. Property of FCI. Copyright FCI.

PRODUCT NO	NUMBER OF POS.	LOADED POSITION	LEAD FREE OPTION	COLOR
92250-X88	8	ALL POS.	NOTE 6 & 8	BLACK
92250-X86		2,3,4,5,6,7		
92250-X84		3,4,5,6		
92250-X88G		ALL POS.		

NOTE: PLEASE CHECK FOR AVAILABILITY, NOT ALL OPTIONS AVAILABLE.



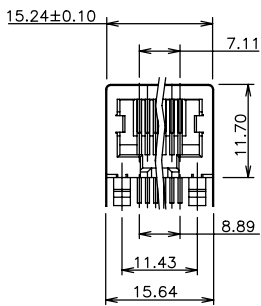
POS. NO. CONFIGURATION

PLATING CODE X	PLATING
0	30u" G.X.T.
1	15u" GOLD. ⑩
3	30u" GOLD. ⑩
5	50u" GOLD.

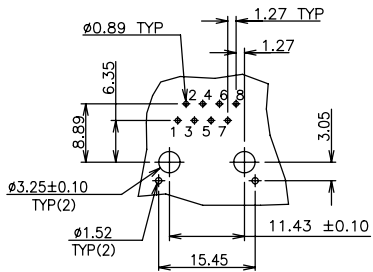
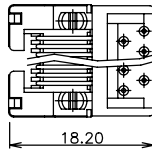
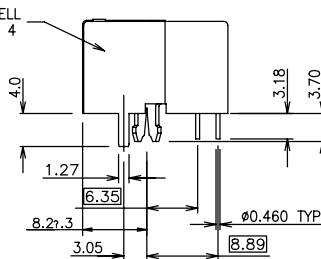
NOTE: PLEASE CHECK FOR AVAILABILITY, NOT ALL OPTIONS AVAILABLE.

NOTES:

- RECOMMENDED P.C.B THICKNESS 1.60 MM
- HOUSING MAT'L: NYLON 6/6, 25% GLASS REINFORCED,
- CONTACTS: PHOS BRONZE ALLOY UNS-C51000, Ø 0.460 ROUND WIRE, PLATING SEE TABLE.
- SHIELDING MATERIAL:
0.25 [0,010] THICK BRASS ALLOY 2.54M/100"
TIN-LEAD PLATED, OVER 1.02M/40" MIN NICKEL UNDERPLATING
PER BUS-15-002/M.
LEAD FREE OPTION:
0.25 [0,010] THICK BRASS ALLOY 2.03M/80"
TIN PLATED, OVER 1.02M/40" MIN NICKEL UNDERPLATING
PER BUS-15-002/M.
- COMPANY LOGO LOCATED IN THIS AREA.
- ADD LF SUFFIX AT THE END OF PART NUMBER FOR LEAD FREE OPTION.
- THE HOUSING WILL WITHSTAND EXPOSURE TO 260°C PEAK TEMPERATURE FOR 15 SECONDS IN A WAVE SOLDER APPLICATION WITH A 1.5mm MINIMUM THICK CIRCUIT BOARD. SEE APPLICATION NOTES/PROCEDURES IF THEY ARE AVAILABLE.
- THIS PRODUCT MEETS EUROPEAN UNION DIRECTIVES AND OTHER COUNTRY REGULATION AS DESCRIBED IN GS-22-008.
- PLATING OPTIONS:
MAY BE EITHER GOLD OR GXT PLATED AT MANUFACTURER'S OPTION.
- EQUIVALENT THICKNESS Au AND GXT PLATING HAVE SAME FUNCTION AND THEY ARE ALTERNATIVE BY THE CUSTOEMR .



METAL SHELL
NOTE 4



P.C.B. HOLE PATTERN VIEWED FROM TOP.

mat'l. code		tolerances unless otherwise specified		CUSTOMER COPY		FCI	
ltr	ecn no	dr	date	linear	projection	www.fciconnect.com	
L	N08-0097	SH	09/24/08	.X/±.3		title LOW PROFILE PCB III	
				.XX/±.13		8 POS SHIELDED M/J	
				.XXX/±.051		product family MOD JACK code 213	
				angles	MM	size	
				dr	scale	dwg no	
H	M05-0005	MHT	01/11/05	engr	4	92250	
J	M05-0038	MHT	03/04/05	chr		sheet 1 of 1	
K	N06-256	WG	12/05/06	appd			
sheet	revision	L					
index	sheet	1					

ACAD

PDM: Rev: 3

STATUS: Released 20080626 Printed: Aug 01, 2010