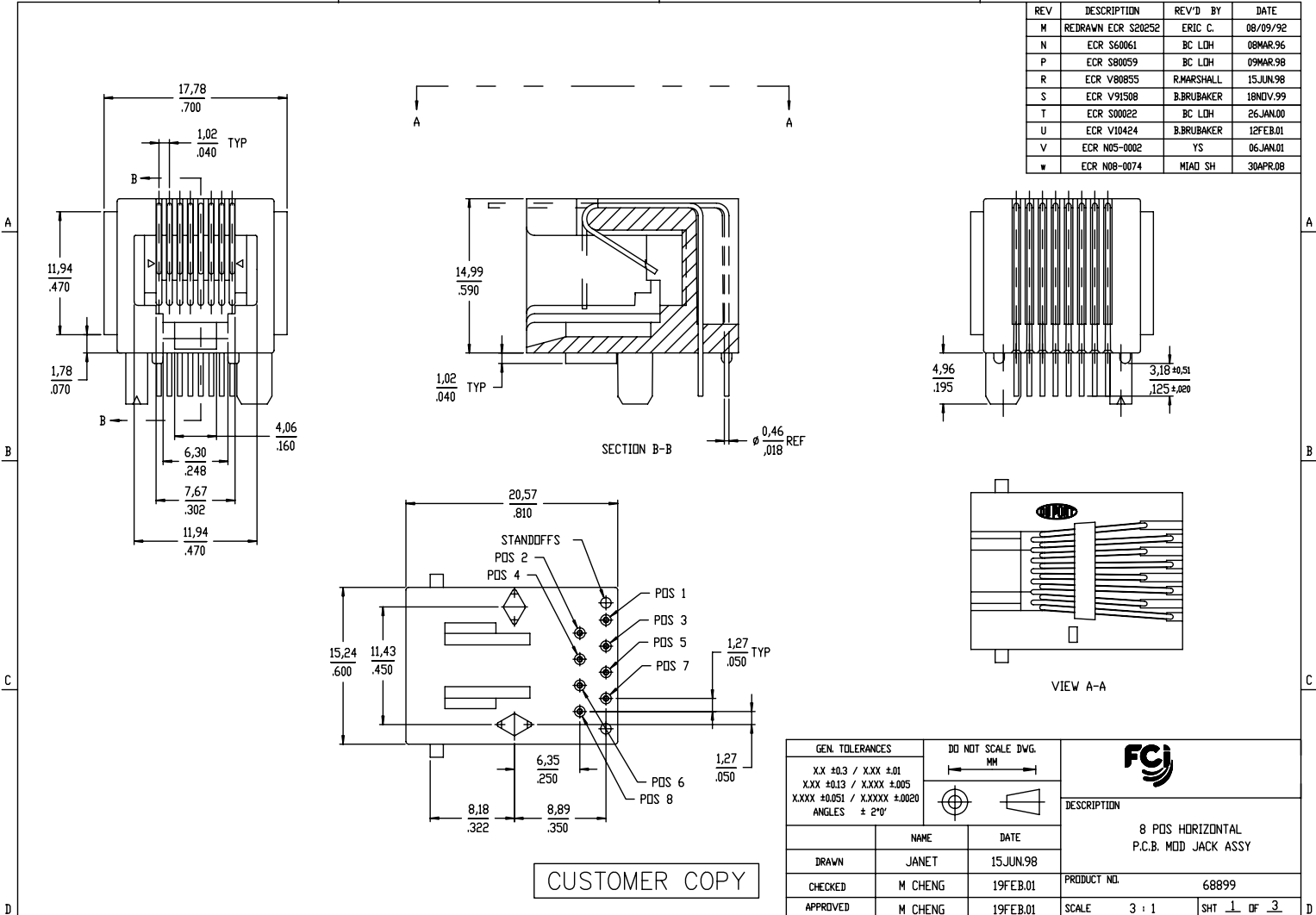


1 | 2 | 3 | 4

REV	DESCRIPTION	REV'D BY	DATE
M	REDRAWN ECR S20252	ERIC C.	08/09/92
N	ECR S60061	BC LDH	08MAR.96
P	ECR S80059	BC LDH	09MAR.98
R	ECR V80855	R.MARSHALL	15JUN.98
S	ECR V91508	B.BRUBAKER	18NOV.99
T	ECR S00022	BC LDH	26.JAN.00
U	ECR V10424	B.BRUBAKER	12FEB.01
V	ECR N05-0002	YS	06.JAN.01
w	ECR N08-0074	MIAD SH	30APR.08



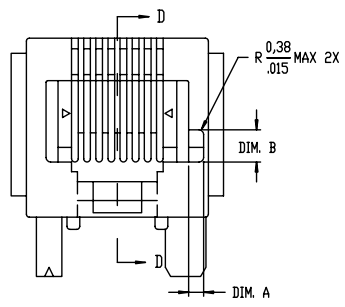
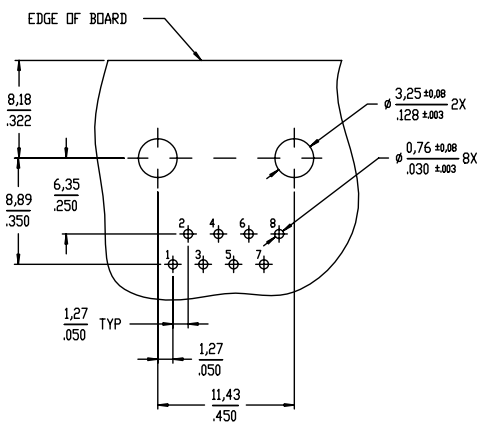
GEN. TOLERANCES		DO NOT SCALE DWG.	
XX ±0.3 / X.XX ±.01		MM	
X.XX ±0.13 / X.XXX ±.005			
X.XXX ±0.051 / X.XXXX ±.0020			
ANGLES ± 2°			
		NAME	DATE
		JANET	15JUN.98
		M CHENG	19FEB.01
		M CHENG	19FEB.01

		DESCRIPTION	
		8 PDS HORIZONTAL P.C.B. MOD JACK ASSY	
DRAWN		PRODUCT NO.	68899
CHECKED		SCALE	3 : 1
APPROVED		SHT	1 OF 3

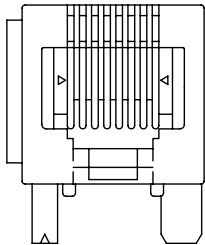
PDM: Rev:W STATUS:Released Printed: Aug 01, 2010

4
REV
L
M
N
P
R
S
T
U
V

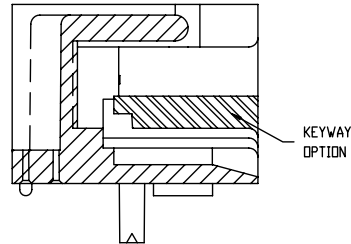
RECOMMENDED BOARD LAYOUT
VIEWED FROM TOP



KEYED STYLE



LEFT EAR MOUNTING



SECTION D-D

NOTE :

- 1 GXT IS 0,76µm / 30u" MIN GXT WITH Au FLASH OVER 1,27µm / 50u" MIN Ni.
- 2 THIS PRODUCT MEETS EUROPEAN UNION DIRECTIVES AND OTHER COUNTRY REGULATIONS AS DESCRIBED IN GS-22-008.
- 3 THE HOUSING WILL WITHSTAND EXPOSURE TO 260°C PEAK TEMPERATURE FOR 10 SECONDS IN A WAVE SOLDER APPLICATION WITH A 1.60mm MINIMUM THICK CIRCUIT BOARD.
- 4 IF LF P/N PACKAGING MEETS GS-14-920 SPECIFICATION.

BY

CUSTOMER COPY



GEN. TOLERANCES		DO NOT SCALE DWG.	
X.X ±0.3 / X.XX ±.01		MM	
X.XXX ±0.13 / X.XXXX ±.005		⊕	
X.XXXX ±0.051 / X.XXXXX ±.0020		◁	
ANGLES ± 2°0'			
NAME	DATE		
DRAWN JANET	15 JUN 98		
CHECKED M CHENG	19 FEB 01		
APPROVED M CHENG	19 FEB 01		

		DESCRIPTION	
		8 POS HORIZONTAL P.C.B. MOD JACK ASSY	
PRODUCT NO.		68899	
SCALE	3 : 1	SHT	2 OF 3

PRODUCT NO.	DIM. A	DIM. B	STYLE	POSITIONS LOADED	CONTACT PLATING	HOUSING COLOR	MOUNTING EARS	REMARKS	REV
68899-001 -001LF	-	-	UNKEYED	ALL	GXT	BLACK	YES	-	L
-002 -002LF	1,25 /,050	2,69 /,106	KEYED	ALL	GXT	BLACK	YES	-	M
-003 -003LF	-	-	UNKEYED	2,3,4,5,6,7	GXT	BLACK	YES	-	N
-004 -004LF	-	-	UNKEYED	ALL	GXT	BLACK	NO	-	P
-004RLF	-	-	UNKEYED	ALL	GXT	RED	NO	-	R
-004GLF	-	-	UNKEYED	ALL	GXT	GREEN	NO	-	S
-005 -005LF	-	-	UNKEYED	ALL	GXT	GRAY	NO	-	T
-006 -006LF	-	-	UNKEYED	ALL	0,76um /30*u Au	BLACK	YES	-	U
-007 -007LF	1,25 /,050	2,69 /,106	KEYED	ALL	GXT	BLACK	NO	-	V
-008 -008LF	-	-	UNKEYED	ALL	GXT	BLACK	LEFT ONLY	-	
-009 -009LF	-	-	UNKEYED	ALL	GXT	BLACK	RIGHT ONLY	-	
-010 -010LF	-	-	UNKEYED	ALL	1,27um /50*u Au	BLACK	YES	-	
-011 -011LF	-	-	UNKEYED	1,4,5,8	GXT	BLACK	YES	-	
-012 -012LF	-	-	UNKEYED	ALL	0,76um /30*u Au	BLACK	NO	-	
-013 -013LF	-	-	UNKEYED	ALL	1,27um /50*u Au	BLACK	NO	-	
-014 -014LF	1,25 /,050	2,69 /,106	KEYED	ALL	0,76um /30*u Au	BLACK	NO	-	
-015 -015LF	1,25 /,050	2,69 /,106	KEYED	ALL	1,27um /50*u Au	BLACK	NO	-	

LEAD FREE PRODUCT NO.

CUSTOMER COPY

GEN. TOLERANCES		DO NOT SCALE DWG.		
XX ±0.3 / X.XX ±.01 X.XX ±0.13 / X.XXX ±.005 X.XXX ±0.051 / X.XXXX ±.0020 ANGLES ± 2°0'		 MM		
		NAME	DATE	DESCRIPTION 8 PDS HORIZONTAL P.C.B. MOD JACK ASSY
		DRAWN	JANET 15JUN.98	
		CHECKED	M CHENG 19FEB.01	
		APPROVED	M CHENG 19FEB.01	
		PRODUCT NO. 68899		SCALE 3 : 1
				SHT 3 OF 3

PDM: Rev:W STATUS:Released Printed: Aug 01, 2010