THIS DRAWING IS UNPUBLISHED. RELEASED FOR PUBLICATION 29
© COPYRIGHT 20 . ALL RIGHTS RESERVED.

LOC	DIST
HM	00

REVISIONS

P	LTR	DESCRIPTION	DATE	DRN	APVD
	H1	REVISED PER ECO-11-005033	06MAY2011	RK	HMR

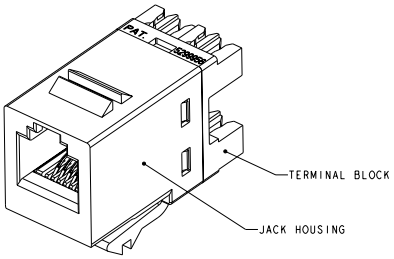

1. MATERIAL: JACK HOUSING - POLYPHENYLENE OXIDE, 94V-0 RATED.
   110 BLOCK - POLYCARBONATE.
   ARRAY TRAY - PBT POLYESTER.
   JACK CONTACTS ARRAY - BERYLLIUM COPPER, PLATED WITH 1.27µm [.000050] MINIMUM THICK GOLD IN LOCALIZED AREA AND 3.81µm [.00150] MINIMUM THICK MATTE TIN IN BOARD INTERFACE AREA OVER 1.27µm [.000050] MINIMUM THICK NICKEL UNDERPLATE.
   IDC TERMINALS - PHOSPHOROUS BRONZE, PLATED WITH 3.81µm [.00015] MINIMUM THICK MATTE TIN OVER 1.27µm [.00005] MINIMUM THICK NICKEL UNDERPLATE.

2. SL 110 JACK WILL TERMINATE 22-24 AWG SOLID AND 24-26 AWG STRANDED CONDUCTORS, 1.27[.050] MAXIMUM INSULATION DIAMETER.

3. CAVITY CONFORMS TO FCC RULES AND REGULATIONS PART 68 SUBPART F REQUIREMENTS.

4. MOUNTING PANEL THICKNESS 1.47 - 1.60 [.058 - .063].

5. THESE TWO SUGGESTED CUTOUT OPENINGS ARE USED IN TANDEM WITH DUAL FRONT AND BACK CUTOUTS.

6. ONE MODULAR JACK ASSEMBLY PER POLYBAG.

7. TWENTY-FIVE MODULAR JACK ASSEMBLY PER POLYBAG.

8. REFER TO 408-8858 FOR TERMINATION INSTRUCTIONS USING SL SERIES TOOL TERMINATION. REFER TO 408-8602 FOR TERMINATION INSTRUCTIONS USING 110 PUNCH DOWN TOOL.

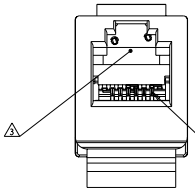

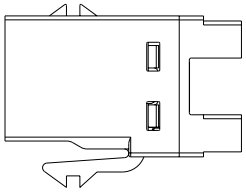

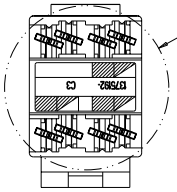

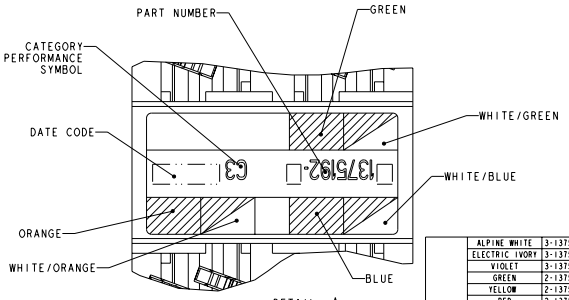

DETAIL A
SCALE 10:1

7	ALPINE WHITE	3-1375192-3
	ELECTRIC IVORY	3-1375192-1
	VIOLET	3-1375192-0
	GREEN	2-1375192-9
	YELLOW	2-1375192-8
	RED	2-1375192-7
	BLUE	2-1375192-6
	ORANGE	2-1375192-5
	NEMA GRAY	2-1375192-4
	WHITE	2-1375192-3
	BLACK	2-1375192-2
	LIGHT ALMOND	2-1375192-1
6	ALPINE WHITE	1-1375192-3
	ELECTRIC IVORY	1-1375192-1
	VIOLET	1-1375192-0
	GREEN	1375192-9
	YELLOW	1375192-8
	RED	1375192-7
	BLUE	1375192-6
	ORANGE	1375192-5
	NEMA GRAY	1375192-4
	WHITE	1375192-3
	BLACK	1375192-2
	LIGHT ALMOND	1375192-1
PACKAGE	HOUSING COLOR	PART NUMBER

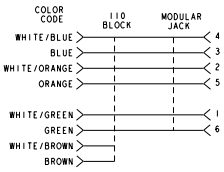

ELECTRICAL SCHEMATIC
(USOC)

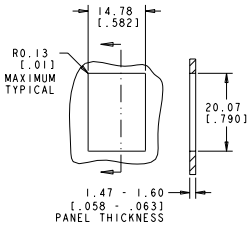

SINGLE PANEL CUTOUT

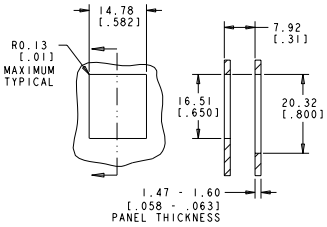

SUGGESTED FLUSH MOUNT
PANEL APPLICATION CUTOUT

THIS DRAWING IS A CONTROLLED DOCUMENT.
DIMENSIONS: MM[Inches]
TOLERANCES UNLESS OTHERWISE SPECIFIED:
6 PLC ±:
3 PLC ±:
2 PLC ±:
3 PLC ±:
2 PLC ±:
ANGLES ±:
FINISH :
MATERIAL : 1

DRN T.PITTS 05NOV01
CHK L.SMITH 15NOV01
APVD C.DOOLEY 15NOV01
PRODUCT SPEC 108-1990 - 108-1990-1
APPLICATION SPEC - 5
WEIGHT -
CUSTOMER DRAWING

TE Connectivity

NAME ASSEMBLY, SL 110 JACK, CATEGORY 3

SIZE	CAGE CODE	DRAWING NO	RESTRICTED TO
A1	00779	C-1375192	-

SCALE 4:1 SHEET 1 OF 1 REV H1

4805 1375192
Pro/ENGINEER DRAWING

Downloaded from Elcodis.com electronic components distributor