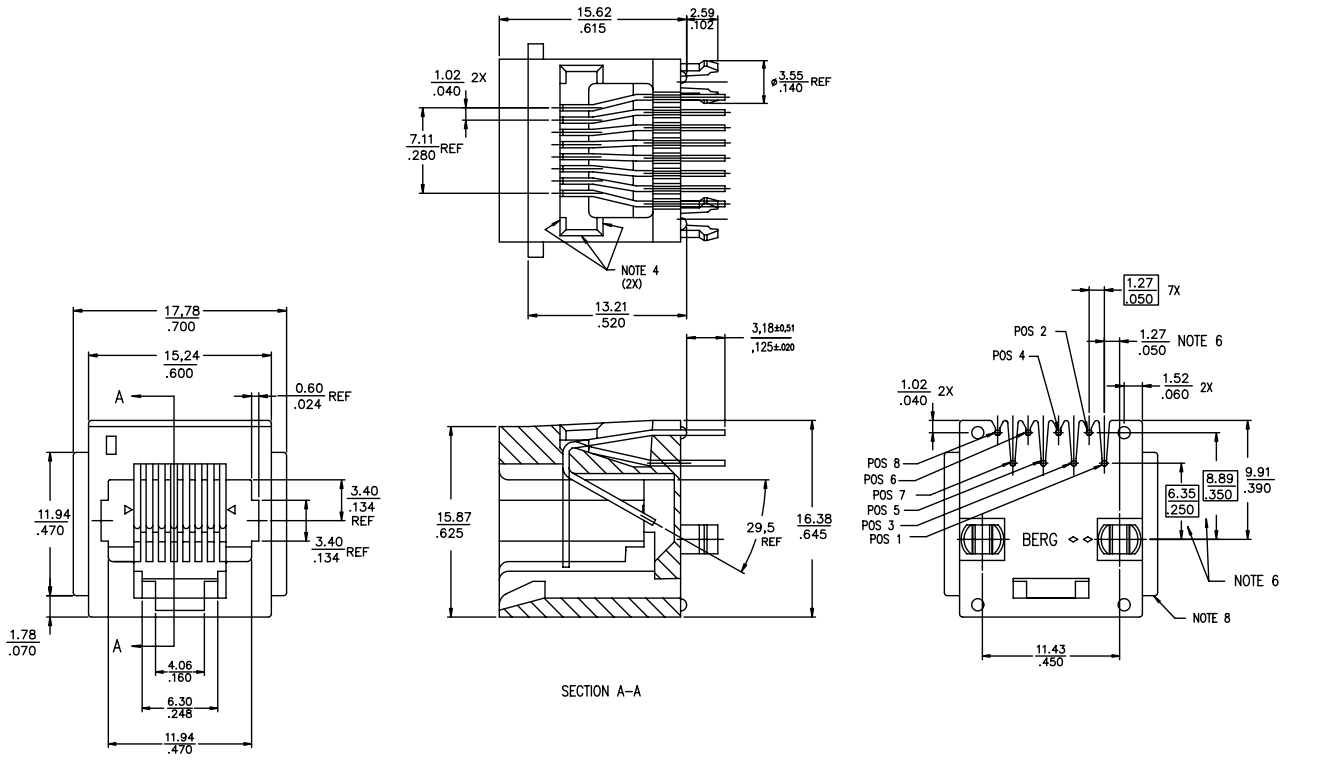


Tous droits strictement réservés. Reproduction ou communication, ou des tiers int sans autorisation écrite de FCI ELECTRONICS. Droits de reproduction FCI ELECTRONICS by

All rights strictly reserved. Reproduction or issue to third parties, in any form or by whatever means, without written authority from the proprietor. Copyright FCI ELECTRONICS by



mat'l code		tolerance unless otherwise specified		CUSTOMER COPY		 www.fciconnect.com	
rev. J	ec'n no. T80175	dr. C	date 06/05/98	linear	.XX±.13/.XX±.005	projection	title 8 POS VERT. SNAP PEG P.C.B. III MOD JACK ASSY
K	T90098	T	C 15/03/98		.XXX±.051/.XXX±.002		product family M-JACK
L	S00022	B	L 26/01/00	angles	ANGLE ±2°0'	unit	code NT
M	T00202	M	W07/04/00	dr. C	L FENG 01/08/97	mm/inch	size 90598
N	N04-0102	YS	11/23/00	enrgr	TONY CHIEN 01/08/97	scale	sheet 1 OF 2
P	N06-0039	DT	3/10/06	chr	TONY CHIEN 01/08/97	3 : 1	
R	N08-0097	SH	09/25/08	appd	JENN TSAO 01/08/97		
sheet index	revision 1	P	P				
	sheet 2						

PDM: Rev:R STATUS:Released Printed: Aug 01, 2010

Tous droits strictement réservés. Reproduction ou communication à des tiers sans autorisation écrite du propriétaire de FCJ ELECTRONICS. Droits de reproduction FCJ ELECTRONICS s'y opposent.

All rights strictly reserved. Reproduction or issues to third parties in any form without written authority from the proprietor. Property of FCJ ELECTRONICS. Copyright FCJ ELECTRONICS by

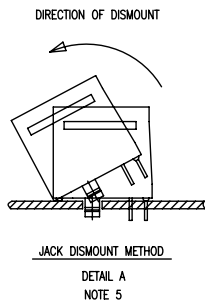
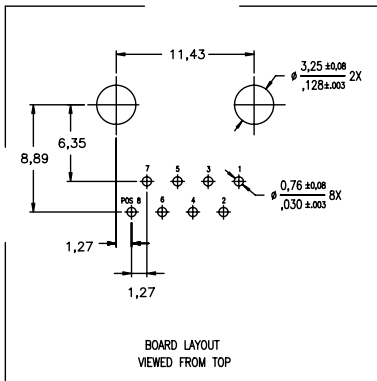
PRODUCT NO.	POSITIONS LOADED	CONTACT PLATING	MOUNTING EARS
90598-001 -001LF	ALL	30u" / ,76u GXT	Y
-002 -002LF	2,3,4,5,6,7	30u" / ,76u GXT	Y
-003 -003LF	ALL	30u" / ,76u Au	Y
-004 -004LF	ALL	50u" / 1,27u Au	Y
-005 -005LF	1,2,7,8	30u" / ,76u GXT	Y
-006 -006LF	ALL	30u" / ,76u GXT	N
-007 -007LF	ALL	50u" / 1,27u Au	N
-008 -008LF	ALL	30u" / ,76u Au	N
-009 -009LF	2-7	30u" / ,76u GXT	N
-010 -010LF	2-7	30u" / ,76u Au	N
-011 -011LF	3,4,5,6	50u" / 1,27u Au	N
-012 -012LF	ALL	15u" / 0,37u GXT	N

PRODUCT NO.	POSITIONS LOADED	CONTACT PLATING	MOUNTING EARS
90598-101 -101LF	ALL	30u" / ,76u GXT	Y
-102 -102LF	2,3,4,5,6,7	30u" / ,76u GXT	Y
-103 -103LF	ALL	30u" / ,76u Au	Y
-104 -104LF	ALL	50u" / 1,27u Au	Y
-105 -105LF	1,2,7,8	30u" / ,76u GXT	Y
-106 -106LF	ALL	30u" / ,76u GXT	N

LEAD FREE PRODUCT NO.

NOTES :

- 1 P/NO WITH DASH 0XX -NOTMAL WAVE SOLDERING APPLICATION.
P/NO WITH DASH 1XX -1R REFLOW APPLICATION.
- 2 PACKAGING SPEC. BUS-14-164.
- ③ SCRATCH MARKS ACCEPTABLE ON THESE SURFACES.
- 4 JACK IS FOR 1,57/.062 THICK PCB.
- ⑤ SHOULD THE JACK NEED TO BE DISMOUNTED FROM THE PCB, PLS REMOVE JACK AS PER RECOMMENDED METHOD HEREIN. (DETAIL A) NIPPING THE LEGS OF THE PEG TOGETHER IS DISALLOWED, OTHERWISE LEG BREAKAGE MAY OCCUR.
- ⑥ THESE DIMENSIONS ARE TAKEN FROM THE TOP OF THE PEG.
- 7 GXT IS 0,76um / 30u" MIN GXT WITH Au FLASH OVER 1,27 um / 50u" MIN Ni.
- ⑧ MOUNTING EARS OPTIONAL. REFER TO TABLE
- 9 THIS PRODUCT MEETS EUROPEAN UNION DIRECTIVES AND OTHER COUNTRY REGULATIONS AS DESCRIBED IN GS-22-008
- 10 MOUNTING EARS OPTIONAL. REFER TO TABLE
- 11 THE HOUSING WILL WITHSTAND EXPOSURE TO 260°C PEAK TEMPERATURE FOR 10 SECONDS IN A WAVE SOLDER APPLICATION WITH A 1.57mm MINIMUM THICK CIRCUIT BOARD
- 12 IF LF P/N PACKAGING MEETS GS-14-920 SPECIFICATION
- ⑬ EQUIVALENT THICKNESS Au AND GXT PLATING HAVE SAME FUNCTION AND THEY ARE ALTERNATIVE BY THE CUSTOEMR .



mat'l code		tolerance unless otherwise specified		CUSTOMER COPY	
rev.	ecn no.	dr	date	linear	projection
R				.xx±.13/.xx±.005	⊕
				xxx±.051/.xxx±.002	
				angles	ANGLE ±2'0"
		dr	C L FENG 01/08/97	unit	mm/inch
		enrg	TONY CHIEN 01/08/97	size	A3
		chr	TONY CHIEN 01/08/97	scale	3 : 1
		appd	JENN TSAO 01/08/97	product family	M-JACK
sheet	revision			code	NT
index	sheet			size	2 OF 2