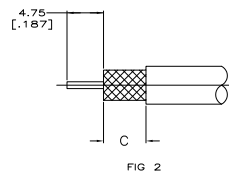
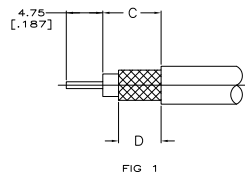
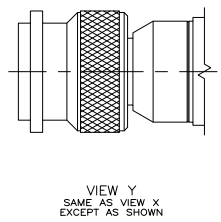
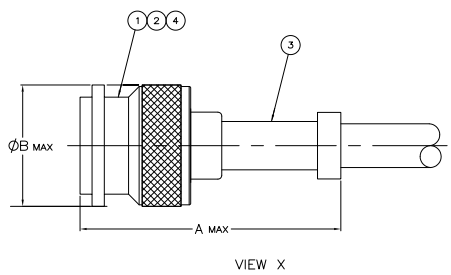


THIS DRAWING IS UNCLASSIFIED  
 UNLESS INDICATED OTHERWISE  
 ALL RIGHTS RESERVED

REV	DF	APP	NO	REVISIONS	DATE	BY	CHK
U1				REVISED PER ESD-11-00030	11/01/11	JK	HMR



RECOMMENDED STRIP LENGTH

- △ 00779 M39012/26B0016 AMP 225550-1 YY WW
- △ 00779 M39012/26B0007 AMP 225550-3 YY WW
- 3. USE INSTRUCTION SHEET 2299-1
- △ SEE SEPARATE RESTRICTED DRAWING FOR THIS PART NUMBER

DESCRIPTION	QTY	UNIT	QTY	UNIT	QTY	UNIT	QTY	UNIT	QTY	UNIT	QTY	UNIT	QTY	UNIT	QTY	UNIT	QTY	UNIT
<b>SUPERSEDED BY 225550-6</b>																		
OBSOLETE																		
TIMES AA-5886	2		7-225550-7 AMP	220015-1		12.70 [500]	16.00 [630]	51.05 [2.010]	332022	1-331987-0	225526-6	225593-2	X	7-225550-7				
RG-142/U,142A/U & 142B/U	1		7-225550-8 AMP	220045-2	8.71 [343]	10.31 [406]	16.26 [640]	34.93 [1.375]	225592-2	225550-1	225467-6	1663000-1	X	7-225550-8				
TIMES AA-5887	2		7-225550-5 AMP	220015-1		12.70 [500]	16.00 [630]	51.97 [2.046]		225612-2	225596-4	5-225593-2	X	7-225550-5				
<b>SUPERSEDED BY 225550-2</b>																		
RG-59B/U,62B/U & BSX 7002-59/U	1		7-225550-3 AMP	220045-3	5.56 [219]	7.14 [281]	16.26 [640]	34.93 [1.375]	225592-3	225560-3	225467-4	1663000-3	X	7-225550-3				
RG-58A/U & 58C/U	1		7-225550-2 AMP	220045-2	8.71 [343]	10.31 [406]	16.26 [640]	34.93 [1.375]	225592-1	225560-2	225467-2	1663000-1	X	7-225550-2				
RG-180/U,180A/U & 180B/U	1		1-225550-9 AMP	220045-2	8.71 [343]	10.31 [406]	16.26 [640]	34.93 [1.375]	225592-1	1-225560-4	1-225467-0	1663000-1	X	1-225550-9				
MICRODOT 250-4172 & 250-4208	1		1-225550-8 AMP	220015-3	9.53 [375]	12.70 [500]	16.26 [640]	51.59 [2.031]	225908-1	225612-2	225596-2	225593-3	X	1-225550-8				
MICRODOT 250-4171 & 250-4207	1		1-225550-7 AMP	220015-3	9.53 [375]	12.70 [500]	16.26 [640]	51.97 [2.046]	225908-1	225612-1	225596-2	225593-3	X	1-225550-7				
RG-393/U	2		1-225550-3 AMP	220015-1		12.70 [500]	16.26 [640]	50.67 [1.995]	332022	225490-1	225526-2	225593-2	Y	1-225550-3				
RG-225/U	2		1-225550-2 AMP	220015-1		12.70 [500]	16.26 [640]	50.80 [2.000]	332022	331987	225526-2	225593-2	Y	1-225550-2				
RG-9/U,9A/U,9B/U & 214/U	2		225550-8 AMP	220015-1		12.70 [500]	16.26 [640]	50.80 [2.000]	332022	331987	225596-2	225593-2	X	225550-8				
RG-8/U,8A/U & 213/U	1		225550-7 AMP	220015-1	9.53 [375]	12.70 [500]	16.26 [640]	50.80 [2.000]	332022	1-331987-3	225596-2	225593-2	Y	225550-7				
RG-142/U,142A/U,142B/U & 400/U	1	00779 M39012/26B0006 AMP YY WW		220045-2	8.71 [343]	10.31 [406]	16.26 [640]	34.93 [1.375]	225592-2	225560-1	1-225467-3	1663000-1	X	225550-6				
RG-59B/U,62B/U & BSX 7002-59/U	1			220045-3	5.56 [219]	7.14 [281]	16.26 [640]	34.93 [1.375]	225592-3	225590-3	1-225467-2	1663000-3	X	225550-3				
RG-58A/U & 58C/U	1	00779 M39012/26B0005 AMP YY WW		220045-2	8.71 [343]	10.31 [406]	16.26 [640]	34.93 [1.375]	225592-1	225560-2	1-225467-1	1663000-1	X	225550-2				
RG-55A/U & 223/U	1			220045-2	8.71 [343]	10.31 [406]	16.26 [640]	34.93 [1.375]	225592-2	225592-2	1-225467-1	1663000-1	X	225550-1				
CABLE SIZE	FIG	STAMPING	CRIMP TOOL	D	C	B	A		④ GASKET QTY=1	③ FERRULE QTY=1	② CONTACT QTY=1	① PLUG ASSY QTY=1		VIEW PART NUMBER				

THIS DRAWING IS A CONTROLLED DOCUMENT. THE SCOTT SYSTEM IS A REGISTERED TRADEMARK OF THE SCOTT SYSTEM COMPANY. PLUG, WEATHERPROOF, SERIES TNC

108-12001

REVISED PER ESD-11-00030

CUSTOMER DRAWING