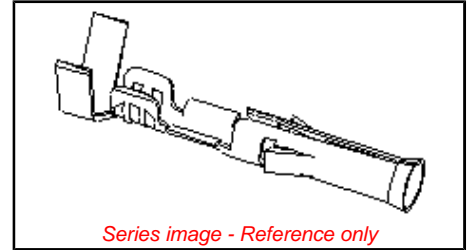


**Part Number:** [0002091144](#)  
**Status:** **Active**  
**Overview:** [Standard .093"](#)  
**Description:** 2.36mm (.093") Diameter, Standard .093" Pin and Socket Crimp Terminal, Series 1433, Female, with Tin (Sn) Plated Brass Contact, 24-30 AWG, Bag



**General**

Product Family	Crimp Terminals
Series	1433
Overview	<a href="#">Standard .093"</a>
Product Name	Standard .093"

**Physical**

Durability (mating cycles) min	25 cycles
Gender	Female
Material - Metal	Brass
Material - Plating Mating	Tin
Material - Plating Termination	Tin
Packaging Type	Bag
Plating min: Mating (µin)	20
Plating min: Mating (µm)	0.50
Plating min: Termination (µin)	20
Plating min: Termination (µm)	0.50
Termination Interface: Style	Crimp or Compression
Wire Insulation Diameter	0.76-1.52mm (.030-.060")
Wire Size AWG	24
Wire Size AWG	26
Wire Size AWG	28
Wire Size AWG	30
Wire Size mm²	N/A

**Material Info**

Old Part Number	1433A(P901)L
-----------------	--------------

**EU RoHS**  
**ELV and RoHS**  
**Compliant**

**China RoHS**



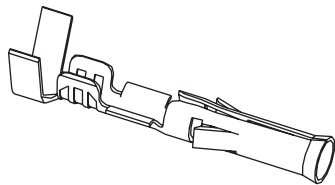
**Need more information on product environmental compliance?**

Email [productcompliance@molex.com](mailto:productcompliance@molex.com)  
Please visit the [Contact Us](#) section for any non-product compliance questions.



## 2.36mm (.093") Pin Diameter .093" Pin and Socket Female Terminals

Standard .093" and 3191



### Features and Benefits

- Available in Tin or Gold platings
- Available in Brass or Phosphor Bronze base materials
- Accommodates 14 to 30 gauge wire
- Available in crimp or PC tail versions

### Reference Information

Packaging: Bag or reel  
UL File No.: E29179  
CSA File No.: LR19980  
Designed In: Inches

### Electrical

Current: Standard Terminal—14.0A max.\*  
High Current Terminal—17.0A max.\*  
Contact Resistance: 10 milliohms max.

### Mechanical

Contact Insertion Force: 22.29N max.  
Contact Retention Force: 88.96N min.  
Mating force: 15.57N max.  
Unmating Force: 4.45N max.  
Durability: Tin plating—25 cycles max.  
Gold plating—50 cycles max.

### Physical

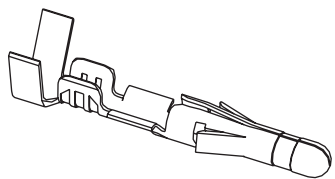
Contact: Brass or Phosphor Bronze  
Plating: Tin or Gold  
Operating Temperature: -40 to +105°C  
Strip Length: See tooling section

\* Depending on circuit size and wire gauge. Please refer to product specifications

Type	Plating	Crimp Wire Size	Insulation Diameter	Series	Order No.		Lead-free
					Chain Form	Loose Form	
Standard Brass .010"	Tin	14-20	1.65/4.06 (.065/.160)	1189	<a href="#">02-09-1102</a>	<a href="#">02-09-1104</a>	Yes
		18-22	1.52/3.05 (.060/.120)	1381	<a href="#">02-09-1117</a>	<a href="#">02-09-1119</a>	
		22-24	1.27/1.78 (.050/.070)	2871	<a href="#">02-09-1138</a>	<a href="#">02-09-1139</a>	
		24-30	0.76/1.52 (.030/.060)	1433	<a href="#">02-09-1142</a>	<a href="#">02-09-1144</a>	
	15µ" Gold	14-20	1.65/4.06 (.065/.160)	1189	<a href="#">02-09-5100</a>	<a href="#">02-09-5106</a>	
		18-22	1.52/3.05 (.060/.120)	1381	<a href="#">02-09-5143</a>	<a href="#">02-09-5142</a>	
		24-30	0.76/1.52 (.030/.060)	1433	<a href="#">02-09-5146</a>	<a href="#">02-09-5147</a>	
	50µ" Gold	14-20	1.65/4.06 (.065/.160)	1189	<a href="#">02-09-5102</a>	<a href="#">02-09-5111</a>	
		18-22	1.52/3.05 (.060/.120)	1381	<a href="#">02-09-5130</a>	<a href="#">02-09-5133</a>	
.013" High Current/Low Force	Tin	14-18	3.56 (.140) max.	42477	<a href="#">02-09-1615</a>	<a href="#">02-09-1616</a>	
PC Tail for Standard .093" Housing	Tin			1377		<a href="#">02-09-1134</a>	
	30µ" Gold				<a href="#">02-09-5132</a>		
Phos-Bronze .010"	Tin	14-20	1.65/4.06 (.065/.160)	4550	<a href="#">02-09-1205</a>	<a href="#">02-09-1206</a>	
		18-22	1.52/3.05 (.060/.120)	2151	<a href="#">02-09-1203</a>	<a href="#">02-09-1204</a>	
	30µ" Gold	14-20	1.65/4.06 (.065/.160)	4550	<a href="#">02-09-5169</a>	<a href="#">02-09-5170</a>	

## 2.36mm (.093") Pin Diameter .093" Pin and Socket Male Terminals

Standard .093" and 3191



### Features and Benefits

- Available in Tin or Gold platings
- Available in Brass or Phosphor Bronze base materials
- Accommodates 14 to 30 gauge wire
- Available in crimp or PC tail versions

### Reference Information

Packaging: Bag or reel  
UL File No.: E29179  
CSA File No.: LR19980  
Designed In: Inches

### Electrical

Current: Standard terminal—14.0A max.\*  
High Current Terminal—17.0A max.\*  
Contact Resistance: 10 milliohms max

### Mechanical

Contact Insertion Force: 22.24N max.  
Contact Retention Force: 88.96N min.  
Mating Force: 15.57N max.  
Unmating Force: 4.45N max.  
Durability: Tin plating—25 cycles max.  
Gold plating—50 cycles max.

### Physical

Contact: Brass or Phosphor Bronze  
Plating: Tin or Gold  
Operating Temperature: -40 to +105°C

\* Depending on circuit size and wire gauge; please refer to product specifications

Type	Plating	Crimp Wire Size	Insulation Diameter	Series	Order No.		Lead-free
					Chain Form	Loose Form	
Standard Brass .010"	Tin	14-20	1.65/4.06 (.065/.160)	1190	<a href="#">02-09-2101</a>	<a href="#">02-09-2103</a>	Yes
		18-22	1.52/3.05 (.060/.120)	1380	<a href="#">02-09-2116</a>	<a href="#">02-09-2118</a>	
		22-24	1.27/1.78 (.050/.070)	2870	<a href="#">02-09-2136</a>	<a href="#">02-09-2137</a>	
		24-30	0.76/1.52 (.030/.060)	1434	<a href="#">02-09-2141</a>	<a href="#">02-09-2143</a>	
	15µ" Gold	14-20	1.65/4.06 (.065/.160)	1190	<a href="#">02-09-6100</a>	<a href="#">02-09-6106</a>	
		18-22	1.52/3.05 (.060/.120)	1380	<a href="#">02-09-6122</a>	<a href="#">02-09-6123</a>	
		24-30	0.76/1.52 (.030/.060)	1434	<a href="#">02-09-6144</a>	<a href="#">02-09-6145</a>	
	50µ" Gold	14-20	1.65/4.06 (.065/.160)	1190	<a href="#">02-09-6101</a>	<a href="#">02-09-6110</a>	
		18-22	1.52/3.05 (.060/.120)	1380	<a href="#">02-09-6125</a>	<a href="#">02-09-6126</a>	
Grounding Pin	Tin	14-18	1.65/3.56 (.065/.140)	1973-2	<a href="#">02-09-8108</a>	<a href="#">02-09-8109</a>	
		18-22	1.52/3.05 (.060/.120)	1973	<a href="#">02-09-8103</a>	<a href="#">02-09-8104</a>	
.013" High Current/Low Force	Tin	14-18	3.56 (.140) max.	42478	<a href="#">02-09-2611</a>	<a href="#">02-09-2612</a>	
PC Tail for Standard .093" Housing	Tin			1376		<a href="#">02-09-2134</a>	
	30µ" Gold			1376		<a href="#">02-09-6132</a>	