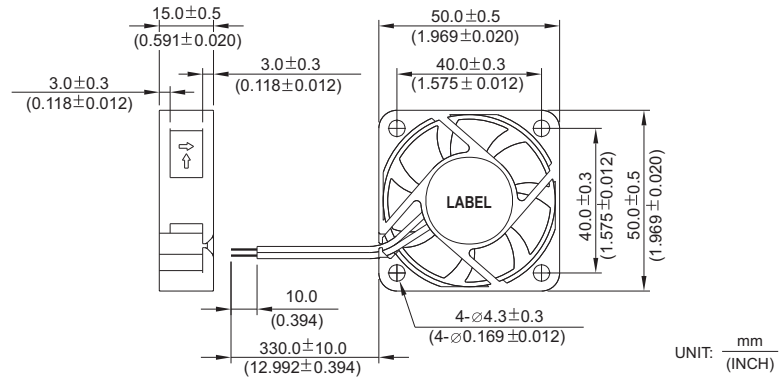


AFB 50 x 50 x 15 MM SERIES

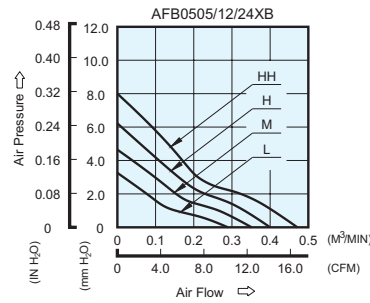
DIMENSIONS DRAWING



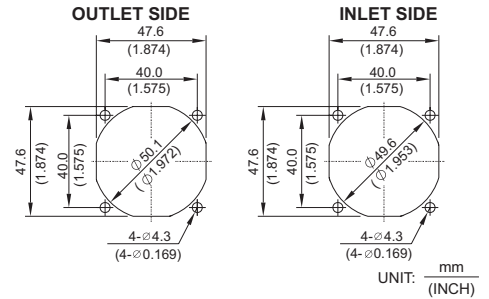
UNIT: $\frac{\text{mm}}{\text{INCH}}$

- * Bearing Type
Ball Bearings
- * Material
Impeller & Frame : Plastic (UL 94V-0)
- * Lead Wires :
UL 1007 AWG #24 OR Equivalent
Red Wire Positive (+)
Black Wire Negative (-)
- * Weight : 32g (1.13 oz)
- * Rib Type Only

P & Q CURVE (AT RATED VOLTAGE)



MOUNTING PANEL CUTOUT



MODEL		Rated Voltage	Operating Voltage Range	Input Current	Input Power	Speed	Maximum Air Flow		Maximum Air Pressure		Noise
PART NO.	FUNCTION	VDC	VDC	Amp	Watt	R.P.M.	m ³ /min	CFM	mmH ₂ O	IN H ₂ O	dB-A
AFB0505LB	-R00 / -F00	5	4.5 to 5.5	0.15	0.75	4000	0.280	9.89	3.20	0.126	24.0
AFB0512LB	-R00 / -F00	12	7.0 to 13.8	0.06	0.72						
AFB0524LB	-R00 / -F00	24	14.0 to 27.6	0.05	1.20						
AFB0505MB	-R00 / -F00	5	4.5 to 5.5	0.22	1.10	4800	0.350	12.36	4.60	0.181	28.0
AFB0512MB	-R00 / -F00	12	7.0 to 13.8	0.08	0.96						
AFB0524MB	-R00 / -F00	24	14.0 to 27.6	0.06	1.44						
AFB0505HB	-R00 / -F00	5	4.5 to 5.5	0.32	1.60	5600	0.400	14.13	6.10	0.240	32.0
AFB0512HB	-R00 / -F00	12	7.0 to 13.8	0.10	1.20						
AFB0524HB	-R00 / -F00	24	14.0 to 27.6	0.07	1.68						
AFB0512HHB	-R00 / -F00	12	7.0 to 13.8	0.13	1.56	6400	0.460	16.24	8.00	0.315	36.0
AFB0524HHB	-R00 / -F00	24	14.0 to 27.6	0.08	1.92						

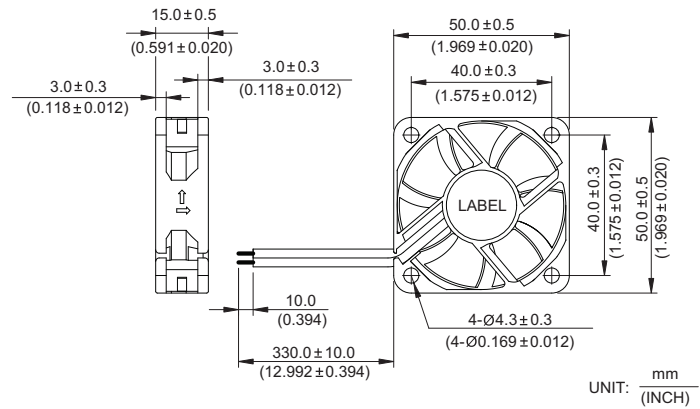
* Function type is optional.
 * The max. air flow and the speed are measured in free air ; max. air pressure is measured at zero air flow.
 * Noise is measured in anechoic chamber in free air, one meter from intake side.
 * All readings are typical values at rated voltage.
 * Specifications are subject to change without notice.
 * Both of the ball bearing and the 1 ball + 1 sleeve type are available.

New



AFB 50 x 50 x 15 MM SERIES

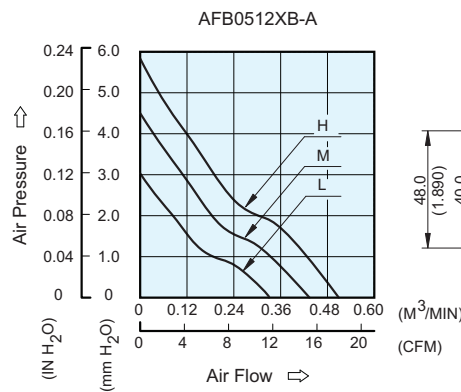
DIMENSIONS DRAWING



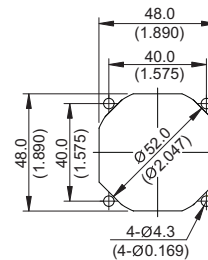
- * Bearing Type
Ball Bearings
- * Material
Impeller & Frame : Plastic (UL 94V-0)
- * Lead Wires :
UL 1007 AWG #24 OR Equivalent
Red Wire Positive(+)
Black Wire Negative(-)
- * Weight : 20 g (0.71 OZ)

P & Q CURVE (AT RATED VOLTAGE)

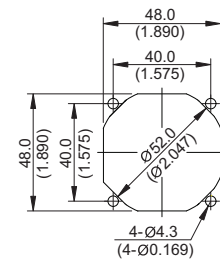
MOUNTING PANEL CUTOUT



OUTLET SIDE



INLET SIDE



UNIT: mm (INCH)

MODEL			Rated Voltage	Operating Voltage Range	Input Current	Input Power	Speed	Maximum Air Flow		Maximum Air Pressure		Noise
PART NO.	REV	FUNCTION	VDC	VDC	Amp	Watt	R.P.M.	m ³ /min	CFM	mmH ₂ O	IN H ₂ O	dB-A
AFB0512LB	-A	-R00 / -F00	12	5.0 to 13.8	0.09	1.08	4300	0.330	11.67	3.03	0.119	24.0
AFB0512MB	-A	-R00 / -F00	12	5.0 to 13.8	0.10	1.20	5300	0.434	15.32	4.50	0.177	30.0
AFB0512HB	-A	-R00 / -F00	12	5.0 to 13.8	0.14	1.68	6300	0.509	17.97	5.84	0.230	34.0

* Rib type only
 * The max. air flow and the speed are measured in free air ; max. air pressure is measured at zero air flow.
 * Noise is measured in anechoic chamber in free air, one meter from intake side.
 * All readings are typical values at rated voltage.
 * Specifications are subject to change without notice.