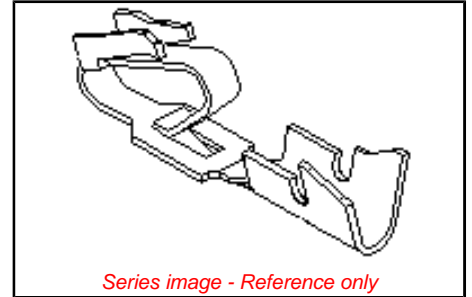


Part Number: [0008580111](#)
Status: **Active**
Description: Trifurcon™ Crimp Terminal 6438, 18-20 AWG, Bag, Phosphor Bronze Selective Gold (Au)



General

Product Family	Crimp Terminals
Series	6838
Product Name	Trifurcon™

Physical

Gender	Female
Material - Metal	Phosphor Bronze
Material - Plating Mating	Gold
Material - Plating Termination	Nickel
Packaging Type	Bag
Plating min: Mating (µin)	30
Plating min: Mating (µm)	0.75
Plating min: Termination (µin)	50
Plating min: Termination (µm)	1.25
Termination Interface: Style	Crimp or Compression
Wire Insulation Diameter	2.79mm (.110") max.
Wire Size AWG	18
Wire Size AWG	20
Wire Size mm²	N/A

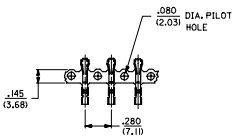
Material Info

Old Part Number	6838-A(P561)L
-----------------	---------------

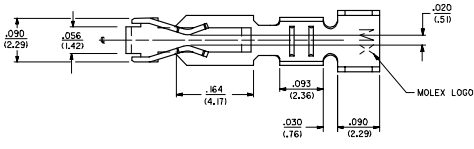
Reference - Drawing Numbers

Product Specification	PS-40-02
Sales Drawing	SD-6838

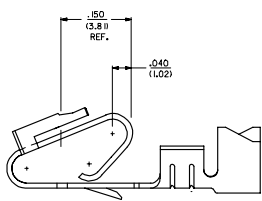




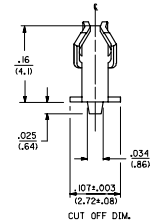
CARRIER STRIP DETAIL



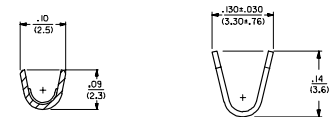
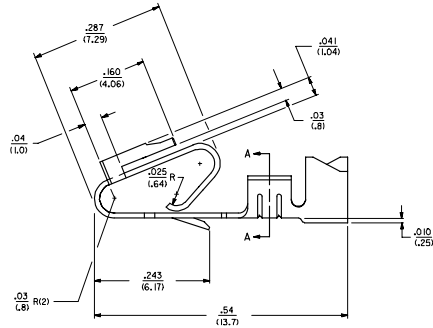
- NOTES:
1. MATERIAL: SEE LEGEND
 2. FINISH
 - 409 - OVERALL HOT TN DP₃ .000100/0.00254) MN.
 - 102 - OVERALL TN₁ .000200/0.00508) MN.
 - OVERALL COPPER .000100/0.00254) MN.
 - 132 - OVERALL TN₂ .000200/0.00508) MN.
 - OVERALL COPPER .000200/0.00508) MN.
 - 503 - OVERALL HARD GOLD₁ .000050/0.00127) MN.
 - OVERALL NICKEL₁ .000050/0.00127) MN.
 - 550 - SELECT HARD GOLD₁ .000050/0.00127) MN.
 - OVERALL NICKEL₁ .000050/0.00127) MN.
 - OVERALL HARD GOLD FLASH₁ .000022/0.00055) MN.
 - 555 - SELECT HARD GOLD₁ .000050/0.00127) MN.
 - OVERALL NICKEL₁ .000050/0.00127) MN.
 - 558 - SELECT HARD GOLD₁ .000050/0.00127) MN.
 - OVERALL NICKEL₁ .000050/0.00127) MN.
 - OVERALL HARD GOLD FLASH₁ .000022/0.00055) MN.
 - 561 - SELECT HARD GOLD₁ .000050/0.00127) MN.
 - OVERALL NICKEL₁ .000050/0.00127) MN.
 3. THE PRIMARY SHIPPING CARTON WILL BE LABELED "COMPLIANT TO RoHS DIRECTIVE 2002/95/EC AND ELV ANNEX II OF DIRECTIVE 2000/53/EC". CARTONS WITHOUT THIS LABEL MAY CONTAIN PRODUCT WITH TN-LEAD PLATING.
 3. PRODUCT SPECIFICATION: PS-42-02
 4. PACKAGING SPECIFICATION: CHAIN FORM SEE PK-8838-001
 5. TERMINAL FOR USE IN HOUSING NOS. 6442 AND 47695
 6. THIS PART WITH CRIMP FOR 22-28 AWG. WIRE. SEE DWS. NO. 7268
 7. CRIMP FOR 18 TO 20 GA. WIRE WITH MAX. INSULATION DIA. OF .300(2.78). STRIP LENGTH OF .125(100) / (3.18/2.54)
 8. DIMENSIONS GIVEN ACROSS CENTERLINES ARE SYMMETRICAL ABOUT THOSE CENTERLINES WITHIN HALF THE TOTAL TOLERANCE.
 9. THIS PART CONFORMS TO CLASS B REQUIREMENTS OF COSMETIC SPECIFICATION PS-45499-002.



SELECTIVE PLATING LOCATION

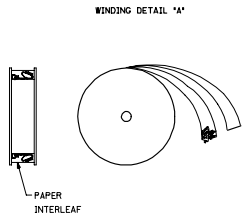


CUT OFF DIM.

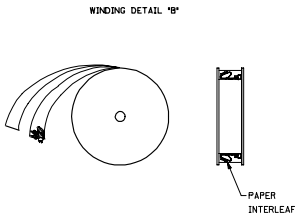


SECTION A-A

- LEGEND: 6838- ()
- WINDING
 - A1 PER DETAIL A
 - BLANK= PER DETAIL B
 - FORM
 - BLANK= CHAIN
 - L= LOOSE
 - PLATING
 - SEE NOTE 2
- MATERIAL:
 - L27/.0106 THK
 - BLANK=BRASS
 - A=PHOS BRONZE



WINDING DETAIL 'A'



WINDING DETAIL 'B'

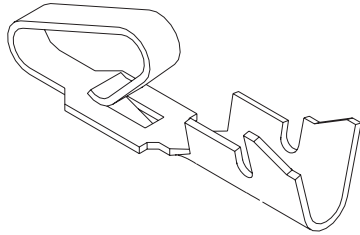
ADD. NOTE 9 SEC. NO. LCP2008-0005 2007/07/03 DRAWN BY 2 CHHOBDELL 2007/07/03 APPROVED BY 2007/07/03 EXPLANATION REV.	QUALITY SYMBOLS	GENERAL TOLERANCES (UNLESS SPECIFIED)	DIMENSION STYLE	SCALE	DESIGN UNITS	THIRD ANGLE PROJECTION	
	$\nabla=0$ $\nabla=0$	4 PLACES ± .010 INCH 3 PLACES ± .015 INCH 2 PLACES ± 0.25 INCH 1 PLACE ± 0.36 INCH ANGULAR ± 1/2°	IN/MM DATE 11/15/89 DATE 11/15/89 DATE 11/15/89	---	---	---	
	DRAFT WHERE APPLICABLE MUST REMAIN WITHIN DIMENSIONS	SEE CHART SD-6838	DRAWN BY QJZ IK CHECKED BY PATEL APPROVED BY LENZ	TITLE TRIFURCON TERMINAL CRIMP TYPE .156 CENTERS 18 TO 20 AWG WIRE MOLEX INCORPORATED	MATERIAL NO. 6838	DOCUMENT NO. SD-6838	SHEET NO. 1 OF 2
	INCORPORATED AND SHOULD NOT BE USED WITHOUT WRITTEN PERMISSION	THIS DRAWING CONTAINS INFORMATION THAT IS PROPRIETARY TO MOLEX	DATE 11/15/89	DATE 11/15/89	DATE 11/15/89	DATE 11/15/89	DATE 11/15/89

6838-(*)**		6838-A(*)**																	
PART NO.	ENG. NO.	PART NO.	ENG. NO.	PART NO.	ENG. NO.	PART NO.	ENG. NO.	PART NO.	ENG. NO.	PART NO.	ENG. NO.	PART NO.	ENG. NO.	PART NO.	ENG. NO.	PART NO.	ENG. NO.	PART NO.	ENG. NO.
08-50-0187	6838-(P909)																		
08-50-0189	6838-(P909L)	08-58-0187	6838-A(P558)																
08-50-0275	6838-(P909)-A	08-58-0189	6838-A(P558L)																
08-50-0026	6838-(P102)	08-60-0001	6838-A(132)																
08-50-0028	6838-(P102L)	08-60-0002	6838-A(132L)																
08-50-0029	6838-(102)	08-58-0102	6838-A(558)																
			6838-A(558L)																
		08-58-0108	6838-A(503)																
		08-58-0109	6838-A(503L)																
		08-52-0112	6838-A(P909)																
		08-52-0113	6838-A(P909L)																
		08-50-0024	6838-A(102)																
		08-50-0251	6838-A(102L)																
		08-58-0105	6838-A(P555)																
		08-58-0106	6838-A(P555L)																
		08-58-0110	6838-A(P561)																
		08-58-0111	6838-A(P561L)																
		08-58-0118	6838-A(561)																
		08-58-0119	6838-A(561L)																
		08-58-0131	6838-A(550)																
		08-58-0132	6838-A(550L)																

UPDATE TITLE BLOCK REC. NO. LCP2008-0005 2007/07/03 DRAWN BY 2 CHOD-BELL 2007/07/09 APPROVED BY 11/15/89 2007/07/02 11/15/89 2007/07/02	QUALITY SYMBOLS 	GENERAL TOLERANCES (UNLESS SPECIFIED) <table border="1"> <tr> <th></th> <th>mm</th> <th>INCH</th> </tr> <tr> <td>4 PLACES</td> <td>±.005</td> <td>±.0002</td> </tr> <tr> <td>3 PLACES</td> <td>±.008</td> <td>±.0003</td> </tr> <tr> <td>2 PLACES</td> <td>±.015</td> <td>±.0006</td> </tr> <tr> <td>1 PLACE</td> <td>±.030</td> <td>±.0012</td> </tr> </table>		mm	INCH	4 PLACES	±.005	±.0002	3 PLACES	±.008	±.0003	2 PLACES	±.015	±.0006	1 PLACE	±.030	±.0012	DIMENSION STYLE IN/MM DRAWN BY DATE QUI IK 11/15/89 CHECKED BY DATE PATEL 11/15/89 APPROVED BY DATE LENZ 11/15/89	SCALE --- INCH DESIGN UNITS INCH THIRD ANGLE PROJECTION
		mm	INCH																
	4 PLACES	±.005	±.0002																
	3 PLACES	±.008	±.0003																
2 PLACES	±.015	±.0006																	
1 PLACE	±.030	±.0012																	
DRAFT WHERE APPLICABLE MUST REMAIN WITHIN DIMENSIONS		SEE CHART THIS DRAWING CONTAINS INFORMATION THAT IS PROPRIETARY TO MOLEX INCORPORATED AND SHOULD NOT BE USED WITHOUT WRITTEN PERMISSION	MATERIAL NO. DOCUMENT NO. SD-6838	TITLE TRIFURCON TERMINAL CRIMP TYPE, .156 CENTERS 18 TO 20 AWG WIRE MOLEX INCORPORATED															
				SHEET NO. 2 OF 2															

3.96mm (.156") Pitch KK[®] Crimp Terminal

2478/2578



Features and Benefits

- Double cantilever design
- Single beam terminal is available for low insertion force 7821 Series (contact Molex)
- For low-level current and voltage use Gold plating
- Phosphor Bronze is recommended for rated current
- Complete line of terminal crimping equipment available (see Application Tooling section of this catalog)

Reference Information

Product Specification: PS-08-50
Packaging: Reel or bag
Tooling Information: See crimp tooling section
UL File No.: E29179
CSA File No.: LR19980
Use With: 2139, 3069 and 41695
Designed In: Inches

Electrical

Voltage: 250V AC max.
Current: Max.

AWG	18	20	22	24	26
Phosphor Bronze	7.00A	6.25A	5.50A	5.00A	4.50A
Brass	5.00A	4.75A	4.50A	4.25A	4.00A

Contact Resistance: 6 milliohms max.
Dielectric Withstanding Voltage: 1500V AC
Insulation Resistance: 50K Megohms min.

Mechanical

Contact Insertion Force: 1.8kg (4 lb) max.
Contact Retention to Housing: 3.6kg (8 lb) min.
Wire Pull-Out Force: 20 lb max./18 AWG
Normal Force: 0.75kg (1.65 lb)
Durability: 25 cycles max.

Physical

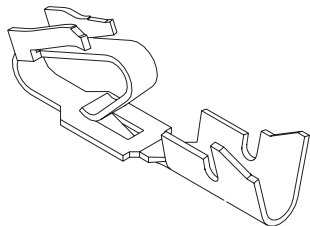
Contact: Brass or Phosphor Bronze
Plating: See Table
Operating Temperature: Phosphor Bronze—0 to +75°C
Brass—0 to +50°C

Wire Size AWG	Insulation OD	Series	Material	Order No.						Lead-free
				Tin Plating		Gold Plating No. 1		Gold Plating No. 2		
				Reel	Bag	Reel	Bag	Reel	Bag	
18-20	2.79 (.110)	max. 2478	Phosphor Bronze	08-52-0071	08-52-0072	08-58-0121	08-58-0122	08-65-0114	08-65-0115	Yes
			Brass	08-50-0105	08-50-0106	08-56-0105	08-56-0106	08-55-0103	08-55-0104	
22-26	1.65 (.065)	max. 2578	Phosphor Bronze	08-50-0133	08-50-0134	08-58-0125	08-58-0126	08-65-0116	08-65-0117	
			Brass	08-50-0107	08-50-0108	08-56-0107	08-56-0108	08-55-0105	08-55-0106	

Recommended wire range assumes stranded wire
Plating No. 1: 20µL² min. Gold in contact area with a flash overall
Plating No. 2: 15µL² min. Gold in contact area only

3.96mm (.156") Pitch KK[®] Crimp Terminal

6838/7258
Trifurcon[™]



Features and Benefits

- Complete line of terminal crimping equipment available (see Application Tooling section of this catalog)
- Accommodates 18 to 26 AWG
- Trifurcon design provides 3 distinct points of contact
- Ideal choice where high shock or vibration exists
- For low current/voltage, Gold is recommended
- Phosphor Bronze recommended for rated current

Reference Information

Product Specification: PS-40-02
Packaging: Reel or bag
Tooling Information: See crimp tooling section
Use With: 6442 and 41695 crimp terminal housings
Designed In: Inches

Electrical

Voltage: 250V AC max.
Current: Max.

AWG	18	20	22	24	26
Phosphor Bronze	7.00A	6.25A	5.50A	5.00A	4.50A
Brass	5.00A	4.75A	4.50A	4.25A	4.00A

Contact Resistance: 6 milliohms max.
Dielectric Withstanding Voltage: 1500V AC
Insulation Resistance: 50K Megohms min.

Mechanical

Contact Insertion Force: 1.8kg (4 lb) max.
Contact Retention to Housing: 3.6kg (8 lb) min.
Wire Pull-Out Force: 20 lb max./18 AWG
Normal Force: 0.75kg (1.65 lb)
Durability: 25 cycles max.

Physical

Contact: Brass or Phosphor Bronze
Plating: See Table
Operating Temperature: Phosphor Bronze—0 to +75°C
Brass—0 to +50°C

Wire Size AWG	Insulation OD	Series	Material	Order No.						Lead-free
				Tin Plating		Gold Plating		Select Gold Plating		
				Reel	Bag	Reel	Bag	Reel	Bag	
18-20	2.79 (.110) max.	6838	Phosphor Bronze	08-52-0112	08-52-0113	08-58-0187	08-58-0189	08-58-0110	08-58-0111	Yes
			Brass	08-50-0187	08-50-0189					
22-26	1.65 (.065) max.	7258	Phosphor Bronze	08-52-0124	08-52-0125	08-56-0123	08-56-0124	08-65-0121	08-65-0122	
			Brass	08-50-0183	08-50-0185					

