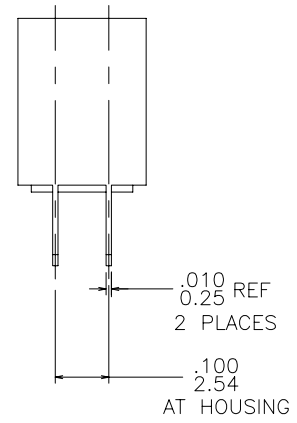
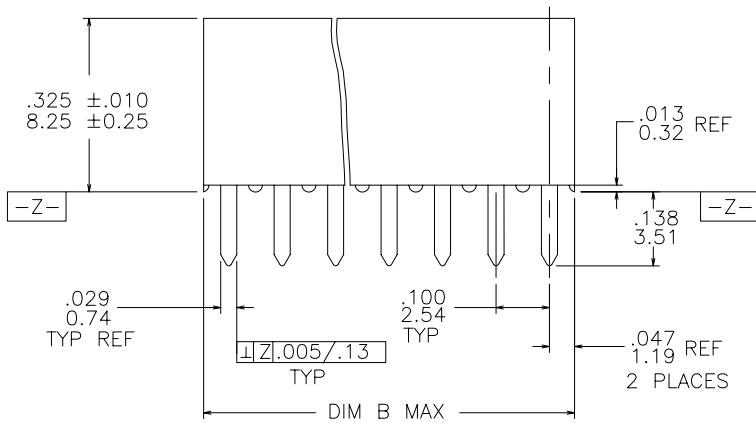
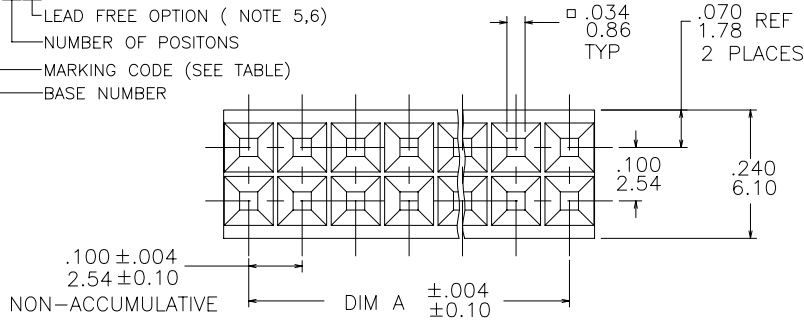


66953-XXXLF

- LEAD FREE OPTION (NOTE 5,6)
- NUMBER OF POSITIONS
- MARKING CODE (SEE TABLE)
- BASE NUMBER

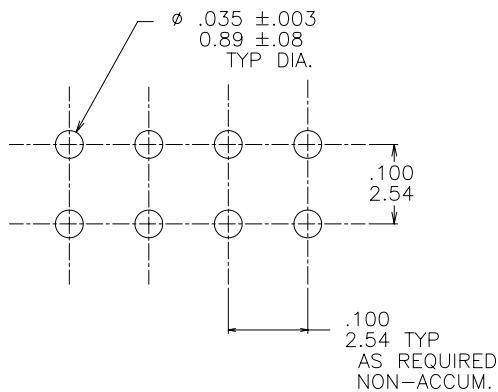


mat'l. code		surface	tolerance	projection	product family
		ISO 1302	ISO 406		VCC
		ISO 1101	ISO 1101		
ltr	ecr	no	dr	date	title
H	V50931	SAR		8/8/95	VERT. CARD CONNECTOR
J	V50963	LSS		8/16/95	D/R .100/2.54 CC
K	V70788	LSS		6/12/97	
L	V80354	EPK	dr	3/6/98	
M	V94468	MDF	enrg	1/11/00	
N	M05-0124	MHT	chr	6/06/05	
P	M07-0143	ERE	appd	03/03/07	
sheet	revision	P	P		
index	sheet	1	2	3	

PDM: Rev:P STATUS:Released Printed: Oct 13, 2010

PRODUCT NO.	MARKING CODE	
SEE TABLE	66953-0XX	STANDARD MARKING PER NOTE 3
	66953-8XX	SPECIAL MIL MARKING PER NOTE 5

OBS



NOTES.

- HOUSING MATERIAL: FILLED POLYESTER, FLAME RETARDANT PER UL 94V-0. COLOR: BLACK.
- TERMINAL MATERIAL:
BODY: BRASS
SPRING: BeCu. HEAT TREATED
BODY PLATING: 30u"/.76 Au OVER 50u"/1.27u Ni IN CONTACT AREA.
100u"/2.54 Sn (NOTE 8) OVER 50u"/1.27u Ni ON SOLDER TAIL.
SPRING PLATING: GOLD FLASH
- MARK FCI PART NUMBER AND DATE CODE LEGIBLE ON TUBE LABEL.
- APPLICATION INFORMATION.
A. RECOMMENDED MOUNTING HOLE PATTERN IS SHOWN IN FIG. 1
B. ALL MATING PINS TO BE .025/.64 SQUARE ON TRUE CENTER OF GIVEN TERMINAL SPACINGS, WITHIN .015/.38 DIAMETER.
C. SUGGESTED MATING PIN LENGTH, .210 ±.020/5.33 ±.51.
- ADD "LF" SUFFIX AT THE END OF PART NUMBER FOR LEAD FREE OPTION.
- THIS PRODUCT MEETS EUROPEAN UNION DIRECTIVES AND OTHER COUNTRY REGULATION AS DESCRIBED IN GS-22-008.
- THE HOUSING WILL WITHSTAND EXPOSURE TO 260°C PEAK TEMPERATURE FOR 15 SECONDS IN A WAVE SOLDER APPLICATION WITH A 1.5mm MINIMUM THICK CIRCUIT BOARD. SEE APPLICATION NOTES/PROCEDURES IF THEY ARE AVAILABLE.
- "THIS PRODUCT HAS 100% TIN PLATING IN THE INTERFACE AND HAS NOT BEEN TESTED FOR WHISKER GROWTH IN ALL INTERCONNECT ENVIRONMENTS."

mat'l. code	surface	tolerance	projection	product family
ISO 1302	ISO 406	ISO 1101		VCC
ltr	ecn	no	dr	date
P				
tolerances unless otherwise specified		.XX4-01/.XX4-3		title
angles	linear	.0004, 0.005/.004, 13		VERT. CARD CONNECTOR
0°±2°		.0004, 0.020/.0004, .001		D/R .100/2.54 CC
dr	M. FETROW	6/26/89	scale 1:1	dwg no
enrg	M. HAHN	6/26/89	FCJ	sheet 2 of 3
chr	M. HAHN	6/26/89		66953
appd	M. HAHN	6/26/89		A3
sheet index	revision sheet			type Product Customer Drawing

PRODUCT NO.	NO OF POSITIONS	DIM A	DIM B	DESC PART NUMBER ON -RXX SERIES ONLY		LF PRODUCT NO.	NO OF POSITIONS	DIM A	DIM B	DESC PART NUMBER ON -RXX SERIES ONLY
66953-Y01	U N A S S I G N E D					66953-Y01LF	U N A S S I G N E D			
-Y02	2 X 2	.100/2.54	.200/5.08	WWWWW-02	OBS	-Y03LF	2 X 3	.200/5.08	.300/7.62	WWWWW-03
-Y03	2 X 3	.200/5.08	.300/7.62	WWWWW-03		-Y04LF	2 X 4	.300/7.62	.400/10.16	WWWWW-04
-Y04	2 X 4	.300/7.62	.400/10.16	WWWWW-04		-Y05LF	2 X 5	.400/10.16	.500/12.70	WWWWW-05
-Y05	2 X 5	.400/10.16	.500/12.70	WWWWW-05		-Y06LF	2 X 6	.500/12.70	.600/15.24	WWWWW-06
-Y06	2 X 6	.500/12.70	.600/15.24	WWWWW-06		-Y07LF	2 X 7	.600/15.24	.700/17.78	WWWWW-07
-Y07	2 X 7	.600/15.24	.700/17.78	WWWWW-07		-Y08LF	2 X 8	.700/17.78	.800/20.32	WWWWW-08
-Y08	2 X 8	.700/17.78	.800/20.32	WWWWW-08		-Y09LF	2 X 9	.800/20.32	.900/22.86	WWWWW-09
-Y09	2 X 9	.800/20.32	.900/22.86	WWWWW-09		-Y10LF	2 X 10	.900/22.86	1.000/25.40	WWWWW-10
-Y10	2 X 10	.900/22.86	1.000/25.40	WWWWW-10		-Y11LF	2 X 11	1.000/25.40	1.100/27.94	WWWWW-11
-Y11	2 X 11	1.000/25.40	1.100/27.94	WWWWW-11		-Y12LF	2 X 12	1.100/27.94	1.200/30.48	WWWWW-12
-Y12	2 X 12	1.100/27.94	1.200/30.48	WWWWW-12		-Y13LF	2 X 13	1.200/30.48	1.300/33.02	WWWWW-13
-Y13	2 X 13	1.200/30.48	1.300/33.02	WWWWW-13		-Y14LF	2 X 14	1.300/33.02	1.400/35.56	WWWWW-14
-Y14	2 X 14	1.300/33.02	1.400/35.56	WWWWW-14		-Y15LF	2 X 15	1.400/35.56	1.500/38.10	WWWWW-15
-Y15	2 X 15	1.400/35.56	1.500/38.10	WWWWW-15		-Y16LF	2 X 16	1.500/38.10	1.600/40.64	WWWWW-16
-Y16	2 X 16	1.500/38.10	1.600/40.64	WWWWW-16		-Y17LF	2 X 17	1.600/40.64	1.700/43.18	WWWWW-17
-Y17	2 X 17	1.600/40.64	1.700/43.18	WWWWW-17		-Y18LF	2 X 18	1.700/43.18	1.800/45.72	WWWWW-18
-Y18	2 X 18	1.700/43.18	1.800/45.72	WWWWW-18		-Y19LF	2 X 19	1.800/45.72	1.900/48.26	WWWWW-19
-Y19	2 X 19	1.800/45.72	1.900/48.26	WWWWW-19		-Y20LF	2 X 20	1.900/48.26	2.000/50.80	WWWWW-20
-Y20	2 X 20	1.900/48.26	2.000/50.80	WWWWW-20		-Y21LF	2 X 21	2.000/50.80	2.100/53.34	WWWWW-21
-Y21	2 X 21	2.000/50.80	2.100/53.34	WWWWW-21		-Y22LF	2 X 22	2.100/53.34	2.200/55.88	WWWWW-22
-Y22	2 X 22	2.100/53.34	2.200/55.88	WWWWW-22		-Y23LF	2 X 23	2.200/55.88	2.300/58.42	WWWWW-23
-Y23	2 X 23	2.200/55.88	2.300/58.42	WWWWW-23		-Y24LF	2 X 24	2.300/58.42	2.400/60.96	WWWWW-24
-Y24	2 X 24	2.300/58.42	2.400/60.96	WWWWW-24		-Y25LF	2 X 25	2.400/60.96	2.500/63.50	WWWWW-25
-Y25	2 X 25	2.400/60.96	2.500/63.50	WWWWW-25		-Y26LF	2 X 26	2.500/63.50	2.600/66.04	WWWWW-26
-Y26	2 X 26	2.500/63.50	2.600/66.04	WWWWW-26		-Y27LF	2 X 27	2.600/66.04	2.700/68.58	WWWWW-27
-Y27	2 X 27	2.600/66.04	2.700/68.58	WWWWW-27		-Y28LF	2 X 28	2.700/68.58	2.800/71.12	WWWWW-28
-Y28	2 X 28	2.700/68.58	2.800/71.12	WWWWW-28		-Y29LF	2 X 29	2.800/71.12	2.900/73.66	WWWWW-29
-Y29	2 X 29	2.800/71.12	2.900/73.66	WWWWW-29		-Y30LF	2 X 30	2.900/73.66	3.000/76.20	WWWWW-30
-Y30	2 X 30	2.900/73.66	3.000/76.20	WWWWW-30		-Y31LF	2 X 31	3.000/76.20	3.100/78.74	WWWWW-31
-Y31	2 X 31	3.000/76.20	3.100/78.74	WWWWW-31		-Y32LF	2 X 32	3.100/78.74	3.200/81.28	WWWWW-32
-Y32	2 X 32	3.100/78.74	3.200/81.28	WWWWW-32		-Y33LF	2 X 33	3.200/81.28	3.300/83.82	WWWWW-33
-Y33	2 X 33	3.200/81.28	3.300/83.82	WWWWW-33		-Y34LF	2 X 34	3.300/83.82	3.400/86.36	WWWWW-34
-Y34	2 X 34	3.300/83.82	3.400/86.36	WWWWW-34		-Y35LF	2 X 35	3.400/86.36	3.500/88.90	WWWWW-35
-Y35	2 X 35	3.400/86.36	3.500/88.90	WWWWW-35		66953-Y36LF	2 X 36	3.500/88.90	3.600/91.44	WWWWW-36
66953-Y36	2 X 36	3.500/88.90	3.600/91.44	WWWWW-36						

mat'l. code		surface	tolerance	projection	product family
ISO 1302		ISO 1302	ISO 406		VCC
tolerances unless otherwise specified		.XX4.01/.XX4.3		title	
angles		linear		VERT. CARD CONNECTOR	
0±2"		XXXX.005/XXXX.13		D/R .100/2.54 CC	
dr		M. FETROW 6/26/89		scale 1:1	
enrg		M. HAHN 6/26/89			
chr		M. HAHN 6/26/89		sheet 3 of 3 size	
appd		M. HAHN 6/26/89		66953 A3	
sheet index		revision sheet		type Product Customer Drawing	