

4

3

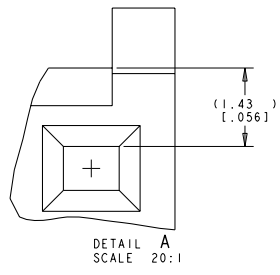
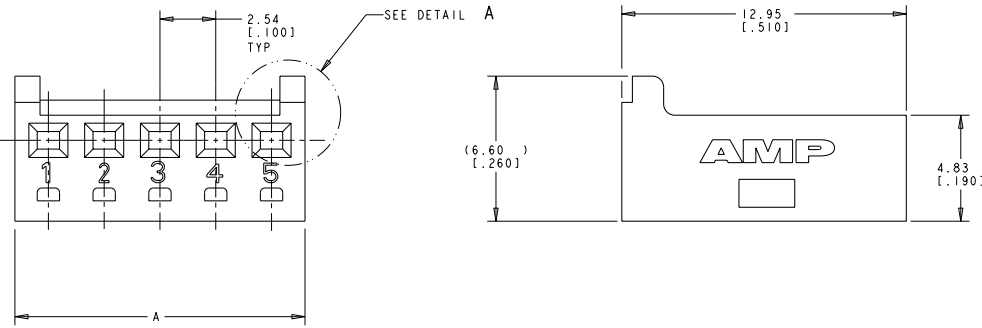
2

1

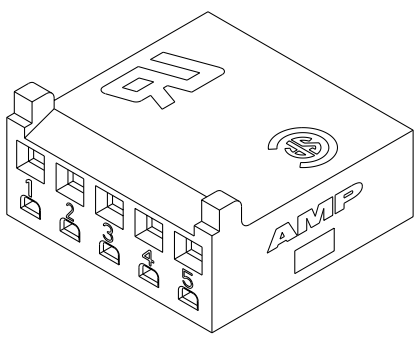
THIS DRAWING IS UNPUBLISHED. RELEASED FOR PUBLICATION. ALL RIGHTS RESERVED. COPYRIGHT 20

REV	DATE	BY	CHKD	APPROV
P	00			
P				

- ACCEPTS CONTACT P/N 1375819.
- ACCEPTS MTA-100 KEYING PLUG P/N 641994-1.
- DIMENSIONS IN BRACKETS ARE IN INCHES.
- NOT FOR USE WITH CONTACT PART NUMBER 770601 OR 770666.



71.63	2.820	28	2-1375820-8
69.09	2.720	27	2-1375820-7
66.55	2.620	26	2-1375820-6
64.01	2.520	25	2-1375820-5
61.47	2.420	24	2-1375820-4
58.93	2.320	23	2-1375820-3
56.39	2.220	22	2-1375820-2
53.85	2.120	21	2-1375820-1
51.31	2.020	20	2-1375820-0
48.77	1.920	19	1-1375820-9
46.23	1.820	18	1-1375820-8
43.69	1.720	17	1-1375820-7
41.15	1.620	16	1-1375820-6
38.61	1.520	15	1-1375820-5
36.07	1.420	14	1-1375820-4
33.53	1.320	13	1-1375820-3
30.99	1.220	12	1-1375820-2
28.45	1.120	11	1-1375820-1
25.91	1.020	10	1-1375820-0
23.37	.920	9	1375820-9
20.83	.820	8	1375820-8
18.29	.720	7	1375820-7
15.75	.620	6	1375820-6
13.21	.520	5	1375820-5
10.67	.420	4	1375820-4
8.13	.320	3	1375820-3
5.59	.220	2	1375820-2
mm	INCH		
DIM A +0.25/-0.13 [+.010/-.005]		NO OF CKTS	PART NO



THIS DRAWING IS A CONTROLLED DOCUMENT. DATE: 21 JUNE 2001. DWG NO: WH114243. CM: ELLIS. APPROVED: 21 JUNE 2001. NAME: ELLIS. PRODUCT SPEC: 108-1948. APPLICATION SPEC: 114-13036. WEIGHT: -. MATERIAL: NYLON. FINISH: -. CUSTOMER DRAWING. SCALE: 8:1. SHEET: 1 OF 1. REV: P.

TE Connectivity
HOUSING, CST-100 11

RESTRICTED TO: -