

Switch Language

English

Need Assistance?

- Contact Us
- Find a Distributor
- Order Samples
- Tech Library

[Printer-friendly page](#)

[Email this page](#)

[Home](#) [PCB Headers](#) [Datasheet](#)

Part Number: 0026481066

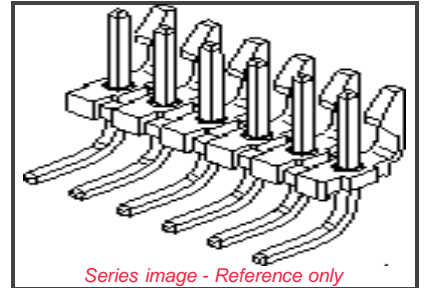
Status: Active

Description: 3.96mm (.156") Pitch KK® Header, Breakaway, Right Angle, with Friction Lock, 6 Circuits, Tin (Sn) Plating

Documents:

Note - Please disable browser pop-up blockers for documents on www.molex.com

- [Drawing \(PDF\)](#)
- [Product Specification PS-08-50 \(PDF\)](#)
- [3D Model](#)
- [Packaging Specification \(PDF\)](#)
- [Related Catalog Page \(PDF\)](#)



Order Products:

- [Check Distributor Inventory](#)
- [Add to My Parts](#)
- [Request Samples](#)

Part Detail: (show all)

General	Physical	Electrical	Material Info
-------------------------	--------------------------	----------------------------	-------------------------------

General

Product Family	PCB Headers
Series	41672
Application	Wire-to-Board
Product Name	KK®

Physical

Breakaway	Yes
Circuits (Loaded)	6
Circuits (maximum)	6
Color - Resin	Black
Durability (mating cycles) min	25 cycles
Flammability	94V-0
Lock to Mating Part	Yes
Material - Metal	Brass
Material - Plating Mating	Tin
Material - Plating Termination	Tin
Material - Resin	Polyester
Number of Rows	1
Orientation	Right Angle
PC Tail Length (in)	0.212 In
PC Tail Length (mm)	5.38 mm
PCB Locator	No
PCB Retention	None
PCB Thickness Recommended (in)	0.062 In
PCB Thickness Recommended (mm)	1.60 mm
Packaging Type	Bag
Pitch - Mating Interface (in)	0.156 In
Pitch - Mating Interface (mm)	3.96 mm
Plating min: Mating (uin)	200
Plating min: Mating (um)	5
Plating min: Termination (uin)	200
Plating min: Termination (um)	5
Polarized to Mating Part	No
Polarized to PCB	Yes

EU RoHS
ELV and RoHS Compliant

China RoHS



Need more information on product compliance?

Email productcompliance@molex.com

Please visit the [Contact Us](#) section for any non-product compliance questions.

Duration at Max. Process Temperature (seconds)	5
Lead-free Process Capability	Wave Capable (TH only)
Max. Cycles at Max. Process Temperature	1
Process Temperature max. C	235

Search Parts in this Series

41672 Series

Mates With

3069, 3215, 2139, 2145, 6442, 7674, 7675, 41695, 41815

Shrouded	No
Stackable	No
Temperature Range - Operating	0°C to +75°C
Termination Interface: Style	Through Hole

Electrical

CSA	LR19980
Current - Maximum	7.000 Amp
UL	E29179
Voltage - Maximum	250V

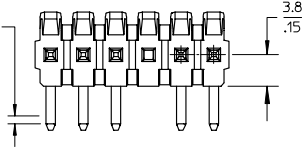
Material Info

Old Part Number	A-41672-A06A102
-----------------	-----------------

Reference - Drawing Numbers

Product Specification	PS-08-50
Sales Drawing	SD-41672-001
Sales Drawing	SD-41672-002

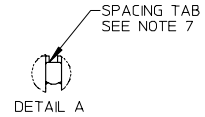
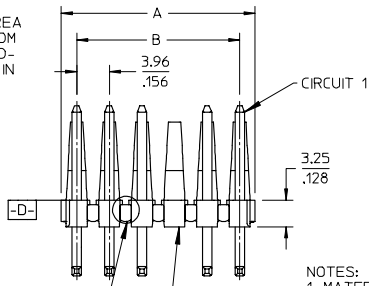
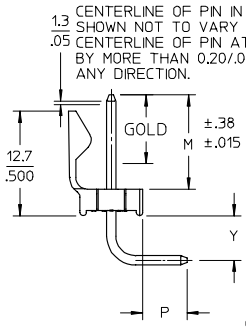
CENTERLINE OF PIN IN AREA SHOWN NOT TO VARY FROM CENTERLINE OF PIN AT -D- BY MORE THAN 0.13/.005 IN ANY DIRECTION.



A-41681- * N * * *
 OPTION - PACKING
 A=BRASS - BULK PACK
 B=BRASS - TUBE PACK
 NO OF CKTS
 DIM M.L.P
 PLATING
 VOID LOCATIONS
 BLANK=NO VOIDS
 NO=CKT NO VOIDED
 MULT-VOIDS=51 UP

CIRCUIT	A	B
2	6.78/7.87 .267/.310	3.96 .156
3	10.74/11.84 .423/.466	7.92 .312
4	14.71/15.80 .579/.622	11.89 .468
5	18.67/19.76 .735/.778	15.85 .624
6	22.63/23.72 .891/.934	19.81 .780
7	26.59/27.69 1.047/1.090	23.77 .936
8	30.56/31.65 1.203/1.246	27.74 1.092
9	34.52/35.61 1.359/1.402	31.70 1.248
10	38.48/39.57 1.515/1.558	35.66 1.404
11	42.44/43.54 1.671/1.714	39.62 1.560
12	46.41/47.50 1.827/1.870	43.59 1.716
13	50.37/51.46 1.983/2.026	47.55 1.872
14	54.33/55.42 2.139/2.182	51.51 2.028
15	58.29/59.39 2.295/2.338	55.47 2.184
16	62.26/63.35 2.451/2.494	59.44 2.340
17	66.22/67.31 2.607/2.650	63.40 2.496
18	70.18/71.27 2.763/2.806	67.36 2.652
19	74.14/75.23 2.919/2.962	71.32 2.808
20	78.11/79.20 3.075/3.118	75.29 2.964
21	82.07/83.16 3.231/3.274	79.25 3.120
22	86.03/87.12 3.387/3.430	83.21 3.276
23	89.94/91.08 3.541/3.586	87.17 3.432
24	93.85/95.00 3.695/3.740	91.14 3.588

CENTERLINE OF PIN IN AREA SHOWN NOT TO VARY FROM CENTERLINE OF PIN AT -D- BY MORE THAN 0.20/.008 IN ANY DIRECTION.



- NOTES:
 1. MATERIAL: HEADER: POLYESTER, 94V-0, MOLDED BLACK
 2. FINISH:
 (102) OVERALL TIN: 0.00508/.000200 MIN OVER
 0.00254/.000100 MIN COPPER.
 (208) SELECT GOLD: 0.00038/.000015 MIN.
 *SELECT TIN: 0.00254/.000100 MIN.
 OVERALL NICKEL UNDERPLATE: 0.00127/.000050 MIN.
 (228) SELECT GOLD: 0.00076/.000030 MIN.
 *SELECT TIN: 0.00254/.000100 MIN.
 OVERALL NICKEL UNDERPLATE: 0.00127/.000050 MIN.
 *THE PRIMARY SHIPPING CARTON WILL BE LABELED "COMPLIANT TO RoHS DIRECTIVE 2002/95/EC AND ELV ANNEX II OF DIRECTIVE 2000/53/EC". CARTONS WITHOUT THIS LABEL MAY CONTAIN PRODUCT WITH TIN/LEAD PLATINGS.
 3. PRODUCT SPECIFICATION: PS-08-50.
 4. PACKAGING INFORMATION: SEE TABLES
 5. SOLDERABILITY: PER SMES-152.
 6. PIN PUSH-OUT FORCE: PRIOR TO SOLDERING, A 3 LB. MINIMUM FORCE IN EITHER DIRECTION SHALL BE REQUIRED TO PUSH THE PIN OUT OF THE HEADER.
 7. PARTS ARE STACKABLE END TO END ON 3.96/.156 CENTERS. SPACING TABS MUST BE REMOVED ON CIRCUIT SIZES 1-23 BEFORE PARTS ARE STACKABLE.

±0.05
 ±.002
 3.96 ± 0.05
 .156 ± .002
 TYP
 1.70
 .067
 DIA.
 TYP
 PCB LAYOUT: COMPONENT SIDE
 RECOMMENDED PCB THICKNESS:
 1.57 ± .18 / .062 ± .007

ADD DIMENSION	2006/04/27
EC NO: UCP2006-2296	2006/04/28
DRW:WPR/ODER	2006/04/28
CHK:DABRR	
APPR:FSMTH	
REV	

QUALITY SYMBOLS	DESCRIPTION
▽=0	
▽=0	

GENERAL TOLERANCES (UNLESS SPECIFIED)	
	mm
4 PLACES ± ---	± ---
3 PLACES ± ---	± .010
2 PLACES ± 0.25	± .015
1 PLACE ± 0.38	± ---
ANGULAR ± 1/2°	
DRAFT WHERE APPLICABLE MUST REMAIN WITHIN DIMENSIONS	

DIMENSION STYLE	
MM/IN	
DRAWN BY	DATE
JSCHAFFER	12-5-03
CHECKED BY	DATE
KSAMIEC	12-12-03
APPROVED BY	DATE
MARGULIS	12-16-03
MATERIAL NO.	SEE CHART
SIZE	A

SCALE	2:1
DESIGN UNITS	INCH
THIRD ANGLE PROJECTION	
TITLE	
KK .156 HEADER ASSEMBLY FRICTION LOCK BREAKAWAY RIGHT ANGLE	
MOLEX INCORPORATED	
MATERIAL NO.	SD-41672-001
DOCUMENT NO.	
SHEET NO.	1 OF *

tb_frame_A_P_AM_T
 Rev. D 2004/06/28

Ckts	Header No:	41186-A-AN	Header No:	41186-A-AN	Header No:	41186-A-AN	Header No:	41186-A-AN
	Pin No:	2161-37(102)	Pin No:	43294-0569	Pin No:	43294-0570	Pin No:	2161-37(501)
	Pin Length L	1.100 / 27.90	Pin Length L	1.100 / 27.90	Pin Length L	1.100 / 27.90	Pin Length L	1.100 / 27.90
	Mating M	.450 / 11.43	Mating M	.450 / 11.43	Mating M	.450 / 11.43	Mating M	.450 / 11.43
	Gold:	NA	Gold:	.270 / 6.86	Gold:	.270 / 6.86	Gold:	OVERALL
	Bend Height: Y	.213 / 5.41	Bend Height: Y	.213 / 5.41	Bend Height: Y	.213 / 5.41	Bend Height: Y	.213 / 5.41
	PC Tail P	.212 / 5.38	PC Tail P	.212 / 5.38	PC Tail P	.212 / 5.38	PC Tail P	.212 / 5.38
	Tin:	OVERALL	Tin:	.200 / 5.08	Tin:	.200 / 5.08	Tin:	NA
	Pack Per	PK-41672-001	Pack Per	PK-41672-001	Pack Per	PK-41672-001	Pack Per	PK-41672-001
Ckts	Material No	Engineer Number	Material No	Engineer Number	Material No	Engineer Number	Material No	Engineer Number
2	026481026	A-41672-A02A102	41672-0001	A-41672-B02A208	41672-0024	A-41672-B02A228	026482026	A-41672-A02A501
3	026481036	A-41672-A03A102	41672-0002	A-41672-B03A208	41672-0025	A-41672-B03A228	026482036	A-41672-A03A501
4	026481046	A-41672-A04A102	41672-0003	A-41672-B04A208	41672-0026	A-41672-B04A228	026482046	A-41672-A04A501
5	026481056	A-41672-A05A102	41672-0004	A-41672-B05A208	41672-0027	A-41672-B05A228	026482056	A-41672-A05A501
6	026481066	A-41672-A06A102	41672-0005	A-41672-B06A208	41672-0028	A-41672-B06A228	026482066	A-41672-A06A501
7	026481076	A-41672-A07A102	41672-0006	A-41672-B07A208	41672-0029	A-41672-B07A228	026482076	A-41672-A07A501
8	026481086	A-41672-A08A102	41672-0007	A-41672-B08A208	41672-0030	A-41672-B08A228	026482086	A-41672-A08A501
9	026481096	A-41672-A09A102	41672-0008	A-41672-B09A208	41672-0031	A-41672-B09A228	026482096	A-41672-A09A501
10	026481106	A-41672-A10A102	41672-0009	A-41672-B10A208	41672-0032	A-41672-B10A228	026482106	A-41672-A10A501
11	026481116	A-41672-A11A102	41672-0010	A-41672-B11A208	41672-0033	A-41672-B11A228	026482116	A-41672-A11A501
12	026481126	A-41672-A12A102	41672-0011	A-41672-B12A208	41672-0034	A-41672-B12A228	026482126	A-41672-A12A501
13	026481136	A-41672-A13A102	41672-0012	A-41672-B13A208	41672-0035	A-41672-B13A228	026482136	A-41672-A13A501
14	026481146	A-41672-A14A102	41672-0013	A-41672-B14A208	41672-0036	A-41672-B14A228	026482146	A-41672-A14A501
15	026481156	A-41672-A15A102	41672-0014	A-41672-B15A208	41672-0037	A-41672-B15A228	026482156	A-41672-A15A501
16	026481166	A-41672-A16A102	41672-0015	A-41672-B16A208	41672-0038	A-41672-B16A228	026482166	A-41672-A16A501
17	026481176	A-41672-A17A102	41672-0016	A-41672-B17A208	41672-0039	A-41672-B17A228	026482176	A-41672-A17A501
18	026481186	A-41672-A18A102	41672-0017	A-41672-B18A208	41672-0040	A-41672-B18A228	026482186	A-41672-A18A501
19	026481196	A-41672-A19A102	41672-0018	A-41672-B19A208	41672-0041	A-41672-B19A228	026482196	A-41672-A19A501
20	026481206	A-41672-A20A102	41672-0019	A-41672-B20A208	41672-0042	A-41672-B20A228	026482206	A-41672-A20A501
21	026481216	A-41672-A21A102	41672-0020	A-41672-B21A208	41672-0043	A-41672-B21A228	026482216	A-41672-A21A501
22	026481226	A-41672-A22A102	41672-0021	A-41672-B22A208	41672-0044	A-41672-B22A228	026482226	A-41672-A22A501
23	026481236	A-41672-A23A102	41672-0022	A-41672-B23A208	41672-0045	A-41672-B23A228	026482236	A-41672-A23A501
24	026481246	A-41672-A24A102	41672-0023	A-41672-B24A208	41672-0046	A-41672-B24A228	026482246	A-41672-A24A501

REV: AB1	ECR/ECN INFORMATION:	TITLE: KK 156 HEADER ASSEMBLY FRICTION LOCK BREAKAWAY RIGHT ANGLE	SHEET No. - 2 -
	EC No.: UCP2006-1776		
	DATE: 4/11/2006		
DOCUMENT NUMBER: SD- 41672 -001	CREATED / REVISED BY: ADERR	CHECKED BY: SSOUSEK	APPROVED BY: FSMITH
<small>TEMPLATE FILENAME: PRODUCT_SPEC(SIZE_A)(V.1).DOC</small>			

Ckts	Header No:	41186-A-AN	Header No:	41186-A-AN	Header No:	41186-A-AN	Header No:	41186-A-AN
	Pin No:	2161-37(102)	Pin No:	2161-37(122)	Pin No:	2161-37(503)	Pin No:	2161-64(102)
	Pin Length L	1.100 / 27.90	Pin Length L	1.100 / 27.90	Pin Length L	1.100 / 27.90	Pin Length L	1.175 / 29.85
	Mating M	.523 / 13.28	Mating M	.450 / 11.43	Mating M	.450 / 11.43	Mating M	.523 / 13.28
	Gold:	NA	Gold:	NA	Gold:	OVERALL	Gold:	OVERALL
	Bend Height: Y	.213 / 5.41	Bend Height: Y	.213 / 5.41	Bend Height: Y	.213 / 5.41	Bend Height: Y	.217 / 5.51
	PC Tail P	.136 / 3.45	PC Tail P	.212 / 5.38	PC Tail P	.212 / 5.38	PC Tail P	.207 / 5.26
	Tin:	OVERALL	Tin:	OVERALL	Tin:	NA	Tin:	NA
	Pack Per	PK-41672-001	Pack Per	PK-41672-001	Pack Per	PK-41672-001	Pack Per	PK-41672-001
	Material No	Engineer Number	Material No	Engineer Number	Material No	Engineer Number	Material No	Engineer Number
2	026582021	A-41672-A02C102	41672-0069	A-41672-A02A122	41672-0088	A-41672-A02A503	026486024	A-41672-A02B102
3	41672-0050	A-41672-A03C102	026582030	A-41672-A03A122	41672-0089	A-41672-A03A503	026486034	A-41672-A03B102
4	026582041	A-41672-A04C102	026582040	A-41672-A04A122	41672-0090	A-41672-A04A503	026486044	A-41672-A04B102
5	41672-0051	A-41672-A05C102	41672-0070	A-41672-A05A122	41672-0091	A-41672-A05A503	026486054	A-41672-A05B102
6	41672-0052	A-41672-A06C102	026582060	A-41672-A06A122	41672-0092	A-41672-A06A503	026486064	A-41672-A06B102
7	41672-0053	A-41672-A07C102	026582070	A-41672-A07A122	41672-0093	A-41672-A07A503	026486074	A-41672-A07B102
8	026582081	A-41672-A08C102	41672-0071	A-41672-A08A122	41672-0094	A-41672-A08A503	026486084	A-41672-A08B102
9	41672-0054	A-41672-A09C102	41672-0072	A-41672-A09A122	41672-0095	A-41672-A09A503	026486094	A-41672-A09B102
10	41672-0055	A-41672-A10C102	41672-0073	A-41672-A10A122	026586101	A-41672-A10A503	026486104	A-41672-A10B102
11	41672-0056	A-41672-A11C102	41672-0074	A-41672-A11A122	41672-0096	A-41672-A11A503	026486114	A-41672-A11B102
12	41672-0057	A-41672-A12C102	41672-0075	A-41672-A12A122	026586121	A-41672-A12A503	026486124	A-41672-A12B102
13	41672-0058	A-41672-A13C102	41672-0076	A-41672-A13A122	41672-0097	A-41672-A13A503	026486134	A-41672-A13B102
14	41672-0059	A-41672-A14C102	41672-0077	A-41672-A14A122	41672-0098	A-41672-A14A503	026486144	A-41672-A14B102
15	41672-0060	A-41672-A15C102	41672-0078	A-41672-A15A122	41672-0099	A-41672-A15A503	026486154	A-41672-A15B102
16	41672-0061	A-41672-A16C102	41672-0079	A-41672-A16A122	41672-0100	A-41672-A16A503	026486164	A-41672-A16B102
17	41672-0062	A-41672-A17C102	41672-0080	A-41672-A17A122	41672-0101	A-41672-A17A503	026486174	A-41672-A17B102
18	41672-0063	A-41672-A18C102	41672-0081	A-41672-A18A122	41672-0102	A-41672-A18A503	026486184	A-41672-A18B102
19	41672-0064	A-41672-A19C102	41672-0082	A-41672-A19A122	41672-0103	A-41672-A19A503	026486194	A-41672-A19B102
20	41672-0065	A-41672-A20C102	41672-0083	A-41672-A20A122	41672-0104	A-41672-A20A503	026486204	A-41672-A20B102
21	41672-0066	A-41672-A21C102	41672-0084	A-41672-A21A122	41672-0105	A-41672-A21A503	026486214	A-41672-A21B102
22	41672-0067	A-41672-A22C102	41672-0085	A-41672-A22A122	026586221	A-41672-A22A503	026486224	A-41672-A22B102
23	41672-0068	A-41672-A23C102	41672-0086	A-41672-A23A122	41672-0106	A-41672-A23A503	026486234	A-41672-A23B102
24	026582241	A-41672-A24C102	41672-0087	A-41672-A24A122	41672-0107	A-41672-A24A503	026486244	A-41672-A24B102

REV: AB1	ECR/ECN INFORMATION:	TITLE: KK 156 HEADER ASSEMBLY FRICTION LOCK BREAKAWAY RIGHT ANGLE	SHEET No. - 3 -
	EC No.: UCP2006-1776		
	DATE: 4/11/2006		
DOCUMENT NUMBER: SD- 41672 -001	CREATED / REVISED BY: ADERR	CHECKED BY: SSOUSEK	APPROVED BY: FSMITH
<small>TEMPLATE FILENAME: PRODUCT_SPEC(SIZE_A)(V.1).DOC</small>			

Ckts	Header No:	41186-A-AN	Header No:	41186-A-AN	Header No:	41186-A-AN	Header No:	41186-A-AN
	Pin No:	2161-96(501)	Pin No:	2161-37(501)	Pin No:	2161-19(102)	Pin No:	2161-19(102)
	Pin Length L	1.531 / 38.89	Pin Length L	1.100 / 27.90	Pin Length L	1.032 / 26.21	Pin Length L	1.032 / 26.21
	Mating M	.500 / 12.70	Mating M	.523 / 13.28	Mating M	.458/11.63 REF	Mating M	.461 / 11.71
	Gold:	OVERALL	Gold:	OVERALL	Gold:	NA	Gold:	NA
	Bend Height: Y	.213 / 5.41	Bend Height: Y	.213 / 5.41	Bend Height: Y	.221 / 5.61	Bend Height: Y	.213 / 5.41
	PC Tail P	.592 / 15.04	PC Tail P	.136 / 3.45	PC Tail P	.125+-.015	PC Tail P	.130 / 3.30
	Tin:	OVERALL	Tin:	NA	Tin:	OVERALL	Tin:	NA
	Pack Per	PK-41672-001	Pack Per	PK-41672-001	Pack Per	PK-41672-001	Pack Per	PK-41672-001
	Material No	Engineer Number	Material No	Engineer Number	Material No	Engineer Number	Material No	Engineer Number
2	41672-0109	A-41672-A02D501	026586020	A-41672-A02C501	026482029	A-41672-A02E102	41672-0151	A-41672-A02F102
3	41672-0110	A-41672-A03D501	026586030	A-41672-A03C501	026482039	A-41672-A03E102	41672-0152	A-41672-A03F102
4	41672-0111	A-41672-A04D501	41672-0131	A-41672-A04C501	026482049	A-41672-A04E102	41672-0153	A-41672-A04F102
5	41672-0112	A-41672-A05D501	41672-0132	A-41672-A05C501	026482059	A-41672-A05E102	41672-0154	A-41672-A05F102
6	41672-0113	A-41672-A06D501	41672-0133	A-41672-A06C501	026482069	A-41672-A06E102	41672-0155	A-41672-A06F102
7	41672-0114	A-41672-A07D501	41672-0134	A-41672-A07C501	026482079	A-41672-A07E102	41672-0156	A-41672-A07F102
8	41672-0115	A-41672-A08D501	026586080	A-41672-A08C501	026482089	A-41672-A08E102	41672-0157	A-41672-A08F102
9	41672-0116	A-41672-A09D501	41672-0135	A-41672-A09C501	026482099	A-41672-A09E102	41672-0158	A-41672-A09F102
10	41672-0117	A-41672-A10D501	41672-0136	A-41672-A10C501	026482109	A-41672-A10E102	41672-0159	A-41672-A10F102
11	41672-0118	A-41672-A11D501	41672-0137	A-41672-A11C501	026482119	A-41672-A11E102	41672-0160	A-41672-A11F102
12	41672-0119	A-41672-A12D501	41672-0138	A-41672-A12C501	026482129	A-41672-A12E102	41672-0161	A-41672-A12F102
13	41672-0120	A-41672-A13D501	41672-0139	A-41672-A13C501	026482139	A-41672-A13E102	41672-0162	A-41672-A13F102
14	41672-0121	A-41672-A14D501	41672-0140	A-41672-A14C501	026482149	A-41672-A14E102	41672-0163	A-41672-A14F102
15	41672-0122	A-41672-A15D501	41672-0141	A-41672-A15C501	026482159	A-41672-A15E102	41672-0164	A-41672-A15F102
16	41672-0123	A-41672-A16D501	41672-0142	A-41672-A16C501	026482169	A-41672-A16E102	41672-0165	A-41672-A16F102
17	41672-0124	A-41672-A17D501	41672-0143	A-41672-A17C501	026482179	A-41672-A17E102	41672-0166	A-41672-A17F102
18	41672-0125	A-41672-A18D501	41672-0144	A-41672-A18C501	026482189	A-41672-A18E102	41672-0167	A-41672-A18F102
19	41672-0126	A-41672-A19D501	41672-0145	A-41672-A19C501	026482199	A-41672-A19E102	41672-0168	A-41672-A19F102
20	41672-0127	A-41672-A20D501	41672-0146	A-41672-A20C501	026482209	A-41672-A20E102	41672-0169	A-41672-A20F102
21	41672-0128	A-41672-A21D501	41672-0147	A-41672-A21C501	026482219	A-41672-A21E102	41672-0170	A-41672-A21F102
22	41672-0129	A-41672-A22D501	41672-0148	A-41672-A22C501	026482229	A-41672-A22E102	41672-0171	A-41672-A22F102
23	41672-0130	A-41672-A23D501	41672-0149	A-41672-A23C501	026482239	A-41672-A23E102	41672-0172	A-41672-A23F102
24	026586242	A-41672-A24D501	41672-0150	A-41672-A24C501	026482249	A-41672-A24E102	41672-0173	A-41672-A24F102

REV: AB1	ECR/ECN INFORMATION:	TITLE: KK 156 HEADER ASSEMBLY FRICTION LOCK BREAKAWAY RIGHT ANGLE	SHEET No. - 4 -
	EC No.: UCP2006-1776		
	DATE: 4/11/2006		
DOCUMENT NUMBER: SD- 41672 -001	CREATED / REVISED BY: ADERR	CHECKED BY: SSOUSEK	APPROVED BY: FSMITH
<small>TEMPLATE FILENAME: PRODUCT_SPEC(SIZE_A)(V.1).DOC</small>			

<table border="1"> <tr><td>Header No:</td><td>41186-A-AN</td></tr> <tr><td>Pin No:</td><td>2161-52(102)</td></tr> <tr><td>Pin Length L:</td><td>1.063 / 27.00</td></tr> <tr><td>Mating M:</td><td>.450 / 11.43</td></tr> <tr><td>Gold:</td><td>NA</td></tr> <tr><td>Bend Height: Y:</td><td>.213 / 5.41</td></tr> <tr><td>PC Tail P:</td><td>.172 / 4.69</td></tr> <tr><td>Tin:</td><td>OVERALL</td></tr> <tr><td>Pack Per:</td><td>PK-41672-001</td></tr> </table>			Header No:	41186-A-AN	Pin No:	2161-52(102)	Pin Length L:	1.063 / 27.00	Mating M:	.450 / 11.43	Gold:	NA	Bend Height: Y:	.213 / 5.41	PC Tail P:	.172 / 4.69	Tin:	OVERALL	Pack Per:	PK-41672-001	<table border="1"> <tr><td>Header No:</td><td>41186-A-AN</td></tr> <tr><td>Pin No:</td><td>2161-37(102)</td></tr> <tr><td>Pin Length L:</td><td>1.100 / 27.90</td></tr> <tr><td>Mating M:</td><td>.450 / 11.43</td></tr> <tr><td>Gold:</td><td>NA</td></tr> <tr><td>Bend Height: Y:</td><td>.213 / 5.41</td></tr> <tr><td>PC Tail P:</td><td>.212 / 5.38</td></tr> <tr><td>Tin:</td><td>OVERALL</td></tr> <tr><td>Pack Per:</td><td>PK-41672-001</td></tr> </table>			Header No:	41186-A-AN	Pin No:	2161-37(102)	Pin Length L:	1.100 / 27.90	Mating M:	.450 / 11.43	Gold:	NA	Bend Height: Y:	.213 / 5.41	PC Tail P:	.212 / 5.38	Tin:	OVERALL	Pack Per:	PK-41672-001	<table border="1"> <tr><td>Header No:</td><td>41186-A-AN</td></tr> <tr><td>Pin No:</td><td>2161-37(501)</td></tr> <tr><td>Pin Length L:</td><td>1.100 / 27.90</td></tr> <tr><td>Mating M:</td><td>.450 / 11.43</td></tr> <tr><td>Gold:</td><td>OVERALL</td></tr> <tr><td>Bend Height: Y:</td><td>.213 / 5.41</td></tr> <tr><td>PC Tail P:</td><td>.212 / 5.38</td></tr> <tr><td>Tin:</td><td>NA</td></tr> <tr><td>Pack Per:</td><td>PK-41672-001</td></tr> </table>			Header No:	41186-A-AN	Pin No:	2161-37(501)	Pin Length L:	1.100 / 27.90	Mating M:	.450 / 11.43	Gold:	OVERALL	Bend Height: Y:	.213 / 5.41	PC Tail P:	.212 / 5.38	Tin:	NA	Pack Per:	PK-41672-001
Header No:	41186-A-AN																																																													
Pin No:	2161-52(102)																																																													
Pin Length L:	1.063 / 27.00																																																													
Mating M:	.450 / 11.43																																																													
Gold:	NA																																																													
Bend Height: Y:	.213 / 5.41																																																													
PC Tail P:	.172 / 4.69																																																													
Tin:	OVERALL																																																													
Pack Per:	PK-41672-001																																																													
Header No:	41186-A-AN																																																													
Pin No:	2161-37(102)																																																													
Pin Length L:	1.100 / 27.90																																																													
Mating M:	.450 / 11.43																																																													
Gold:	NA																																																													
Bend Height: Y:	.213 / 5.41																																																													
PC Tail P:	.212 / 5.38																																																													
Tin:	OVERALL																																																													
Pack Per:	PK-41672-001																																																													
Header No:	41186-A-AN																																																													
Pin No:	2161-37(501)																																																													
Pin Length L:	1.100 / 27.90																																																													
Mating M:	.450 / 11.43																																																													
Gold:	OVERALL																																																													
Bend Height: Y:	.213 / 5.41																																																													
PC Tail P:	.212 / 5.38																																																													
Tin:	NA																																																													
Pack Per:	PK-41672-001																																																													
Ckts	Material No	Engineer Number	Material No	Engineer Number	Void	Material No	Engineer Number	Void																																																						
2	41672-0176	A-41672-A02G102	026504051	A-41672-A05A102-51	2,4	026504121	A-41672-A12A501-51	4,6																																																						
3	41672-0177	A-41672-A03G102	41672-0047	A-41672-A02A102-1	1	026497063	A-41672-A06A501-5	5																																																						
4	41672-0178	A-41672-A04G102	41672-0174	A-41672-A23A102-51	18,20 ,22																																																									
5	41672-0179	A-41672-A05G102	026504042	A-41672-A04A102-02	2																																																									
6	41672-0180	A-41672-A06G102	026504061	A-41672-A06A102-4	4																																																									
7	41672-0181	A-41672-A07G102	026504043	A-41672-A04A102-3	3																																																									
8	41672-0182	A-41672-A08G102	026504062	A-41672-A06A102-5	5																																																									
9	41672-0183	A-41672-A09G102	416720048	A-41672-A09A102-51	2,3,4, 6,7,8																																																									
10	41672-0184	A-41672-A10G102	416720049	A-41672-A14A102-12	12																																																									
11	41672-0185	A-41672-A11G102	026504102	A-41672-A10A102-5	5																																																									
12	41672-0186	A-41672-A12G102	026504072	A-41672-A07A102-2	2																																																									
13	41672-0187	A-41672-A13G102	41672-0175	A-41672-A11A102-2	2																																																									
14	41672-0188	A-41672-A14G102	41672-0203	A-41672-A14A102-51	2,6, 11,13																																																									
15	41672-0189	A-41672-A15G102																																																												
16	41672-0190	A-41672-A16G102																																																												
17	41672-0191	A-41672-A17G102																																																												
18	41672-0192	A-41672-A18G102																																																												
19	41672-0193	A-41672-A19G102																																																												
20	41672-0194	A-41672-A20G102																																																												
21	41672-0195	A-41672-A21G102																																																												
22	41672-0196	A-41672-A22G102																																																												
23	41672-0197	A-41672-A23G102																																																												
24	41672-0198	A-41672-A24G102																																																												

REV: AB1	ECR/ECN INFORMATION:	TITLE: KK 156 HEADER ASSEMBLY FRICTION LOCK BREAKAWAY RIGHT ANGLE	SHEET No. - 5 -
	EC No.: UCP2006-1776		
	DATE: 4/11/2006		
DOCUMENT NUMBER: SD- 41672 -001	CREATED / REVISED BY: ADERR	CHECKED BY: SSOUSEK	APPROVED BY: FSMITH

TEMPLATE FILENAME: PRODUCT_SPEC(SIZE_A)(V.1).DOC

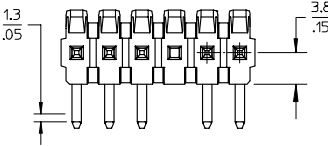
Header No:	41186-A-AN		Header No:	41186-A-AN		Header No:		
Pin No:	2161-37(102)		Pin No:	2161-64(102)		Pin No:		
Pin Length L	1.100 / 27.90		Pin Length L	1.175 / 29.85		Pin Length L		
Mating M	.523 / 13.28		Mating M	.523 / 13.28		Mating M		
Gold:	NA		Gold:	OVERALL		Gold:		
Bend Height: Y	.213 / 5.41		Bend Height: Y	.217 / 5.51		Bend Height: Y		
PC Tail P	.136 / 3.45		PC Tail P	.207 / 5.26		PC Tail P		
Tin:	OVERALL		Tin:	NA		Tin:		
Pack Per	PK-41672-001		Pack Per	PK-41672-001		Pack Per		
Material No	Engineer Number	Void	Material No	Engineer Number	Void	Material No	Engineer Number	Void
026504141	A-41672-A14C102-51	2,4,8 ,12	026504041	A-41672-A04B102-3	3			
			416720108	A-41672-A03B102-3	3			
			026504181	A-41672-A18B102-13	13			
			026504182	A-41672-A18B102-9	9			
			026504101	A-41672-A10B102-7	7			
			026504183	A-41672-A18B102-51	4,11			
			026504184	A-41672-A18B102-52	3,14			
			026504185	A-41672-A18B102-53	4,11,14			

REV: AB1	ECR/ECN INFORMATION:	TITLE: KK 156 HEADER ASSEMBLY FRICTION LOCK BREAKAWAY RIGHT ANGLE	SHEET No.
	EC No.: UCP2006-1776		- 6 -
	DATE: 4/11/2006		
DOCUMENT NUMBER: SD- 41672 -001	CREATED / REVISED BY: ADERR	CHECKED BY: SSOUSEK	APPROVED BY: FSMITH

TEMPLATE FILENAME: PRODUCT_SPEC(SIZE_A)(V.1).DOC

6 5 4 3 2 1

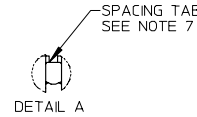
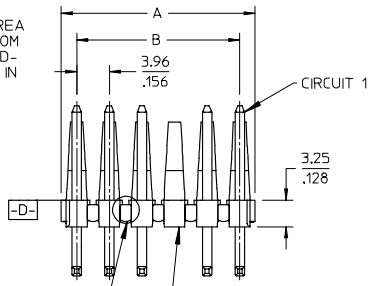
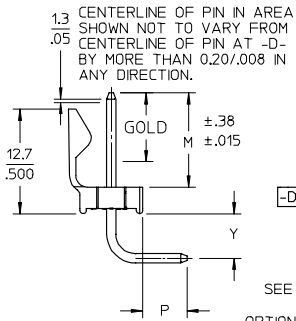
CENTERLINE OF PIN IN AREA SHOWN NOT TO VARY FROM CENTERLINE OF PIN AT -D- BY MORE THAN 0.13/.005 IN ANY DIRECTION.



A-41681- * N * * *
 OPTION - PACKING
 A-BRASS - BULK PACK
 B-BRASS - TUBE PACK
 NO OF CKTS
 DIM M.L.P
 PLATING
 VOID LOCATIONS
 BLANK=NO VOIDS
 NO=CKT NO VOIDED
 MULT-VOIDS=51 UP

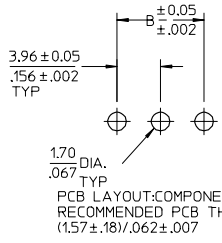
CIRCUIT	A	B
2	6.78/7.87 .267/1.310	3.96 .156
3	10.74/11.84 .423/1.466	7.92 .312
4	14.71/15.80 .579/1.622	11.89 .468
5	18.67/19.76 .735/1.778	15.85 .624
6	22.63/23.72 .891/1.934	19.81 .780
7	26.59/27.69 1.047/1.090	23.77 .936
8	30.56/31.65 1.203/1.246	27.74 1.092
9	34.52/35.61 1.359/1.402	31.70 1.248
10	38.48/39.57 1.515/1.558	35.66 1.404
11	42.44/43.54 1.671/1.714	39.62 1.560
12	46.41/47.50 1.827/1.870	43.59 1.716
13	50.37/51.46 1.983/2.026	47.55 1.872
14	54.33/55.42 2.139/2.182	51.51 2.028
15	58.29/59.39 2.295/2.338	55.47 2.184
16	62.26/63.35 2.451/2.494	59.44 2.340
17	66.22/67.31 2.607/2.650	63.40 2.496
18	70.18/71.27 2.763/2.806	67.36 2.652
19	74.14/75.23 2.919/2.962	71.32 2.808
20	78.11/79.20 3.075/3.118	75.29 2.964
21	82.07/83.16 3.231/3.274	79.25 3.120
22	86.03/87.12 3.387/3.430	83.21 3.276
23	89.94/91.03 3.541/3.586	87.17 3.432
24	93.85/95.00 3.695/3.740	91.14 3.588

1.3
.05
CENTERLINE OF PIN IN AREA SHOWN NOT TO VARY FROM CENTERLINE OF PIN AT -D- BY MORE THAN 0.20/.008 IN ANY DIRECTION.



OPTIONAL VOIDED CKT.
 SEE CHART FOR LOCATIONS

- NOTES:
 1. MATERIAL: HEADER: POLYESTER, 94V-0. MOLDED BLACK
 2. FINISH:
 (228) SELECT GOLD: 0.00076/.00030 MIN.
 *SELECT TIN: 0.00254/.000100 MIN.
 OVERALL NICKEL UNDERPLATE: 0.00127/.000050 MIN.
 *THE PRIMARY SHIPPING CARTON WILL BE LABELED "COMPLIANT TO ROHS DIRECTIVE 2002/95/EC AND ELV ANNEX II OF DIRECTIVE 2000/53/EC". CARTONS WITHOUT THIS LABEL MAY CONTAIN PRODUCT WITH TIN/LEAD PLATINGS.
 3. PRODUCT SPECIFICATION: PS-08-50.
 4. PACKAGING INFORMATION: SEE CHARTS
 5. SOLDERABILITY: PER SMES-152.
 6. PIN PUSH-OUT FORCE: PRIOR TO SOLDERING, A 3 LB. MINIMUM FORCE IN EITHER DIRECTION SHALL BE REQUIRED TO PUSH THE PIN OUT OF THE HEADER.
 7. PARTS ARE STACKABLE END TO END ON 3.96/.156 CENTERS. SPACING TABS MUST BE REMOVED ON CIRCUIT SIZES 1-23 BEFORE PARTS ARE STACKABLE.



2-*	A1
1	A2
SHEET	REV

ADD DIMENSION	2006/04/27
EC NO: UCP2006-2296	2006/04/28
DRW:PRI/ODER	2006/04/28
CHK:ADERR	2006/04/28
APPR:FSMITH	2006/04/28
DESCRIPTION	REV

QUALITY SYMBOLS	DESCRIPTION
▽=0	
▽=0	

GENERAL TOLERANCES (UNLESS SPECIFIED)	
	MM/IN
4 PLACES ± ---	± ---
3 PLACES ± ---	± .010
2 PLACES ± 0.25	± .015
1 PLACE ± 0.38	± ---
ANGULAR ± 1/2°	
DRAFT WHERE APPLICABLE MUST REMAIN WITHIN DIMENSIONS	

DIMENSION STYLE	
MM/IN	
DRAWN BY	DATE
JSCHAFFER	12-5-03
CHECKED BY	DATE
KSAMIEC	12-12-03
APPROVED BY	DATE
MARGULIS	12-16-03
MATERIAL NO.	DOCUMENT NO.
SEE CHART	SD-41672-002
SIZE	
A	

SCALE	DESIGN UNITS	THIRD ANGLE PROJECTION
2:1	INCH	THIRD ANGLE PROJECTION
TITLE		
KK .156 HEADER ASSEMBLY FRICTION LOCK BREAKAWAY RIGHT ANGLE (LEAD-FREE)		
MATERIAL NO. DOCUMENT NO.		
SEE CHART SD-41672-002		
SHEET NO.		1 OF *

tb_frame_A_P_AM_T
 Rev. D 2004/06/28

5 4 3 2 1

Ckts	Material No	Engineer Number	Material No	Engineer Number	Material No	Engineer Number	Material No	Engineer Number
2								
3								
4								
5								
6	50-29-1898	A-41672-B06A228						
7								
8								
9								
10								
11								
12								
13								
14								
15								
16								
17								
18								
19								
20								
21								
22								
23								
24								

Header No:	41186-A-AN
Pin No:	43294-0570
Pin Length L:	1.100 / 27.90
Mating M:	.450 / 11.43
Gold:	.270 / 6.86
Bend Height: Y:	.213 / 5.41
PC Tail P:	.212 / 5.38
Tin:	.200 / 5.08
Pack Per:	PK-41672-001

Header No:	
Pin No:	
Pin Length L:	
Mating M:	
Gold:	
Bend Height: Y:	
PC Tail P:	
Tin:	
Pack Per:	

Header No:	
Pin No:	
Pin Length L:	
Mating M:	
Gold:	
Bend Height: Y:	
PC Tail P:	
Tin:	
Pack Per:	

Header No:	
Pin No:	
Pin Length L:	
Mating M:	
Gold:	
Bend Height: Y:	
PC Tail P:	
Tin:	
Pack Per:	

A1	REV: <u>ECR/ECN INFORMATION:</u>	<u>TITLE:</u> KK 156 HEADER ASSEMBLY FRICTION LOCK BREAKAWAY RIGHT ANGLE (LEAD-FREE)	<u>SHEET No.</u> - 2 -	
	EC No.: UCP2006-1776			
	DATE: 4/11/2006			
<u>DOCUMENT NUMBER:</u> SD- 41672 -002		<u>CREATED / REVISED BY:</u> ADERR	<u>CHECKED BY:</u> SSOUSEK	<u>APPROVED BY:</u> FSMITH
TEMPLATE FILENAME: PRODUCT_SPEC(SIZE_A)(V.1).DOC				