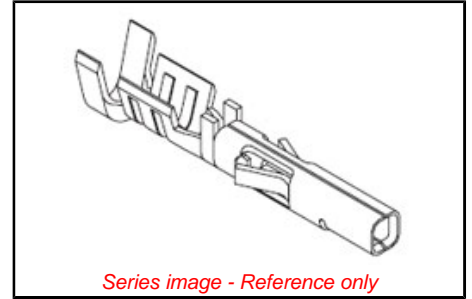


**Part Number:** [0430300009](#)  
**Status:** **Active**  
**Overview:** [Micro-Fit, 3.0™](#)  
**Description:** Micro-Fit 3.0™ Crimp Terminal, Female, with Select Gold (Au) Plated Tin/Brass Alloy Contact, 20-24 AWG, Bag



### General

Product Family	Crimp Terminals
Series	43030
Overview	<a href="#">Micro-Fit, 3.0™</a>
Product Name	Micro-Fit 3.0™

### Physical

Gender	Female
Material - Metal	Phosphor Bronze
Material - Plating Mating	Gold
Material - Plating Termination	Tin
Packaging Type	Bag
Plating min: Mating (µin)	30
Plating min: Mating (µm)	0.76
Plating min: Termination (µin)	100
Plating min: Termination (µm)	2.5
Termination Interface: Style	Crimp or Compression
Wire Insulation Diameter	1.85mm (.073") max.
Wire Size AWG	20
Wire Size AWG	22
Wire Size AWG	24
Wire Size mm²	N/A

**EU RoHS**  
**ELV and RoHS**  
**Compliant**

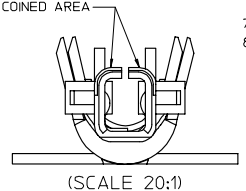
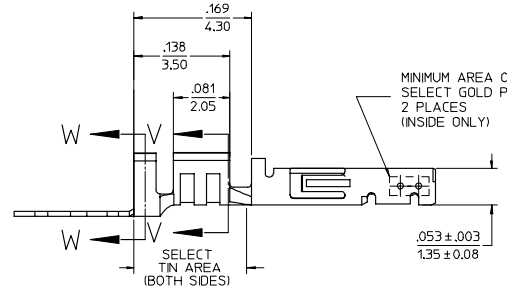
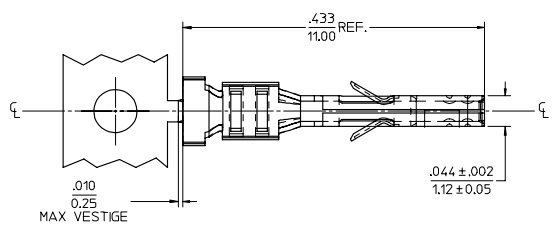
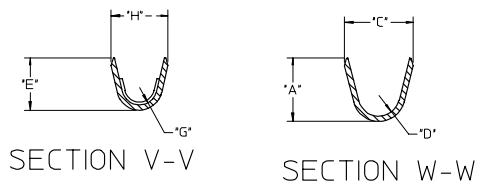
**China RoHS**



13 12 11 10 9 8 7 6 5 4 3 2 1

WIRE SIZE	MAX INSULATION	"A" ±.012 ±0.30	"C" ±.012 ±0.30	"D" ±.005 ±0.13	"E" ±.012 ±0.30	"G" ±.005 ±0.13	"H" ±.012 ±0.30
20-24	.073/1.85	.090/2.29	.100/2.54	.030/0.76	.075/1.91	.025/0.64	.082/2.08
26-30	.050/1.27	.075/1.91	.083/2.10	.025/0.64	.058/1.47	.020/0.51	.065/1.65

MATERIAL NUMBER	PLATING	WIRE SIZE	FORM
43030-0001	A	20-24	CHAIN
43030-0002	B	20-24	CHAIN
43030-0003	C	20-24	CHAIN
43030-0004	A	26-30	CHAIN
43030-0005	B	26-30	CHAIN
43030-0006	C	26-30	CHAIN
43030-0007	A	20-24	LOOSE
43030-0008	B	20-24	LOOSE
43030-0009	C	20-24	LOOSE
43030-0010	A	26-30	LOOSE
43030-0011	B	26-30	LOOSE
43030-0012	C	26-30	LOOSE



- NOTES
- 1) MATERIAL: PHOSPHOR BRONZE ALLOY
  - 2) TERMINAL PLATING:  
 "A" - HOT TIN DIP: .00040/0.00102 MIN.  
 "B" - .000015/0.00038 MIN. SELECT GOLD  
 .000100/0.00254 MIN. SELECT TIN  
 ALL OVER .000050/0.00127 MIN. NICKEL OVERALL.  
 "C" - .000030/0.00076 MIN. SELECT GOLD  
 .000100/0.00254 MIN. SELECT TIN  
 ALL OVER .000050/0.00127 MIN. NICKEL OVERALL.  
 \* THE PRIMARY SHIPPING CARTON WILL BE LABELED "COMPLIANT TO ROHS DIRECTIVE 2002/95/EC AND ELV ANNEX II OF DIRECTIVE 2000/53/EC." CARTONS WITHOUT THIS LABEL MAY CONTAIN PRODUCT WITH TIN/LEAD IN THE PC TAIL AREA.  
 MATERIAL NUMBERS WITH SELECT PLATING ARE POST PLATED.
  - 3) PRODUCT SPECIFICATION: PS-43045, PS-43650, PS-44300-001.
  - 4) PACKAGING SPECIFICATION: PK-43030-001
  - 5) TERMINAL FOR USE IN A MICRO FIT RECEPTACLE #43025-\*\*\*\*, 43645-\*\*\*\*, AND 44133-\*\*\*\*.
  - 6) FOR TERMINAL ORIENTATION IN RECEPTACLE SEE DRAWING #SDA-43025 OR SDA-43645.
  - 7) THIS TERMINAL IS DESIGNED IN METRIC.
  - 8) MOLEX RECOMMENDS THE USE OF MICRO-FIT TEST PLUG (SERIES 44242) WHENEVER CONTINUITY TESTING IS PERFORMED. TEST PLUGS MUST NOT BE USED TO MAKE OR BREAK UNDER LOAD. MOLEX DOES NOT RECOMMEND USING STANDARD MATING COMPONENTS (SERIES 43020, 43045, 43640, 43650, OR 43031) FOR HARNESS TESTING PURPOSES.

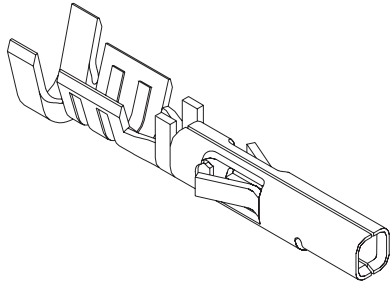
REDRAWN EC NO. UCP2007-159 DRAWN BY: ZWIRNER CHECKED BY: CHAKRABORTY APPROVED BY: APPRENTICE DATE: 2007/05/03 DATE: 2007/05/03 DATE: 2007/05/03	QUALITY SYMBOLS	GENERAL TOLERANCES (UNLESS SPECIFIED)	DIMENSION STYLE	SCALE	DESIGN UNITS	THIRD ANGLE PROJECTION	
	▽=0	mm INCH	IN/MM	10:1	METRIC		
	▽=0	4 PLACES ± --- ± ---	DRAWN BY: MUELLER DATE: 2002/08/03	TITLE: MICRO-FIT (3.0) FEMALE CRIMP TERMINAL	MATERIAL NO. SEE CHART	DOCUMENT NO. SD-43030-****	SHEET NO. 1 OF 1
		3 PLACES ± --- ± .010	CHECKED BY: MUELLER DATE: 2002/08/03				
	2 PLACES ± 0.25 ± .014	APPROVED BY: MARGULIS DATE: 2002/08/03					
	1 PLACE ± 0.35 ± ---	ANGULAR ±1/2°					
		DRAFT WHERE APPLICABLE MUST REMAIN WITHIN DIMENSIONS					

tb\_frame\_C\_P\_AM\_T  
Rev. E 2006/04/15

12 11 10 9 8 7 6 5 4 3 2 1

# 3.00mm (.118") Pitch Micro-Fit 3.0™ Terminal

**43030**  
Female



**Features and Benefits**

- 4 points of contact for optimum reliability
- Box-type spring contact for high normal force
- Locking tang secures terminal in housing

**Reference Information**

Product Specification: PS-43045/PS-43650  
 Packaging: Bag or reel  
 UL File No.: E29179  
 CSA File No.: LR19980  
 TUV License No.: R72040445  
 Use With: 43025, 43645 and 44133 receptacles  
 Designed In: Millimeters

**Electrical**

Voltage: 250V  
 Current: 5.0A max.  
 Contact Resistance: 10 milliohms max.

**Mechanical**

Contact Insertion Force: 1.5kgf max. (3.30 lb)  
 Contact Retention to Housing: 2.5kgf min. (5.50 lb)  
 Crimping Pull-Out Force:

Wire Gauge (AWG)	Kgf min. (lb)
20	6.0 (13.2)
22	4.5 (9.9)
24	3.6 (7.9)
26	2.7 (5.9)
28	1.8 (3.9)
30	1.4 (3.0)

Mating Force: 1.0kgf max. (2.2 lb) per contact  
 Normal Force: 375gf max. (0.32 lb)

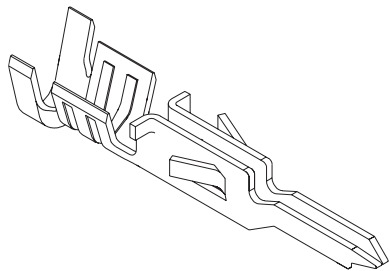
**Physical**

Contact: Phosphor Bronze  
 Plating: Tin or Gold

Wire Size AWG	Plating	Order No.		Lead-free
		Reel	Bag	
20-24	Tin	<a href="#">43030-0001</a>	<a href="#">43030-0007</a>	Yes
26-30		<a href="#">43030-0004</a>	<a href="#">43030-0010</a>	
20-24	15µ" Gold	<a href="#">43030-0002</a>	<a href="#">43030-0008</a>	
26-30		<a href="#">43030-0005</a>	<a href="#">43030-0011</a>	
20-24	30µ" Gold	<a href="#">43030-0003</a>	<a href="#">43030-0009</a>	
26-30		<a href="#">43030-0006</a>	<a href="#">43030-0012</a>	

# 3.00mm (.118") Pitch Micro-Fit 3.0™ Terminal

**43031**  
Male



**Features and Benefits**

- Box-type spring contact for high normal force
- Locking tang secures terminal in housing

**Reference Information**

Product Specification: PS-43045/PS-43650  
 Packaging: Bag or reel  
 UL File No.: E29179  
 CSA File No.: LR19980  
 TUV License No.: R72040445  
 Use With: 43020, 43640 and 44300 plugs  
 Designed In: Millimeters

**Electrical**

Voltage: 250V  
 Current: 5.0A max.  
 Contact Resistance: 10 milliohms max.

**Mechanical**

Contact Insertion Force: 1.5kgf max. (3.30 lb)  
 Contact Retention to Housing: 2.5kgf min. (5.50 lb)  
 Crimping Pull-Out Force:

Wire Gauge	Kgf min. (lb)
20	6.0 (13.2)
22	4.5 (9.9)
24	3.6 (7.9)
26	2.7 (5.9)
28	1.8 (3.9)
30	1.4 (3.0)

**Physical**

Contact: Phosphor Bronze  
 Plating: Tin or Gold

Wire Size AWG	Plating	Order No.		Lead-free
		Reel	Bag	
20-24	Tin	<a href="#">43031-0001</a>	<a href="#">43031-0007</a>	Yes
26-30		<a href="#">43031-0004</a>	<a href="#">43031-0010</a>	
20-24	15µ" Gold	<a href="#">43031-0002</a>	<a href="#">43031-0008</a>	
26-30		<a href="#">43031-0005</a>	<a href="#">43031-0011</a>	
20-24	30µ" Gold	<a href="#">43031-0003</a>	<a href="#">43031-0009</a>	
26-30		<a href="#">43031-0006</a>	<a href="#">43031-0012</a>	