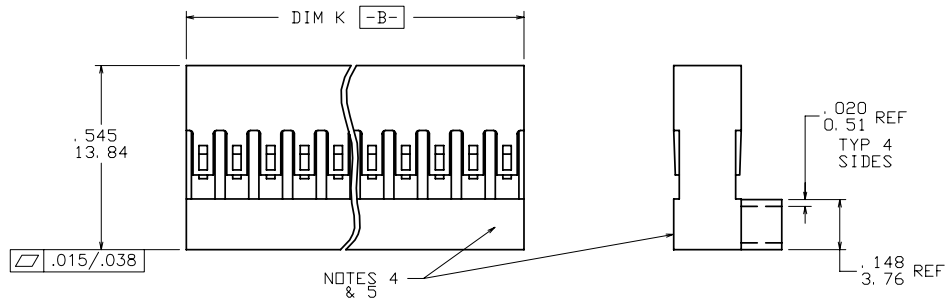


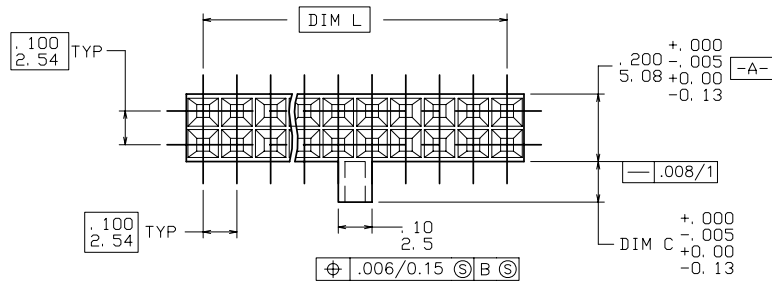
PRODUCT NUMBER  
SEE TABLE



NOTES 4  
& 5

NOTES:

1. PIN LENGTH TO BE .210/5.33 MIN  
RECOMMENDED PIN LENGTH IS  
.225±.015/5.72±0.38.
2. MOLDING MATERIAL: MODIFIED  
POLYPHENYLENE ETHER  
COLOR-BLACK UL 94V-0
3. MAY BE USED WITH PRODUCT LINE  
NO. 65268 STYLE M.
4. ALL MARKINGS FOR MILITARY PART  
NUMBERS ARE TO BE PER MIL-STD-1285.  
SEE TABULATION.
5. PLACE DESC PART NO. AND CAGE NO.  
ON PACKAGING LABEL. PRODUCT LENGTH  
IS TO SMALL TO MARK PART.
6. APPLICABLE SPECIFICATIONS:  
BUS-12-067: PRODUCT SPECIFICATION  
TA-75: CRIMPING INSTRUCTIONS (TERMINALS  
MUST BE CRIMPED PROPERLY FOR  
SATISFACTORY LATCHING).  
TA-531: INSTALLING AND REMOVING TERMINALS
7. PRODUCT MEETS EUROPEAN UNION DIRECTIVES  
AND OTHER COUNTRY REGULATIONS AS  
DESCRIBED IN GS-22-008.
8. THE PRODUCT IS NOT INTENDED TO BE EXPOSED  
TO MANUFACTURING SOLDER PROCESS.
9. EUROPEAN CUSTOMERS SHOULD ORDER  
PART NUMBERS WITH AN 'E' SUFFIX AS SHOWN IN TABLE  
TO CONTINUE TO BE SUPPLIED BY THE EUROPEAN  
PLANT. SEE DRAWING 65846EUR.



mat'l. code		surface		tolerance		projection		product family	
SEE NOTE 2		ASME Y14.5 ✓		ASME Y14.5		INCH/MM		PV HOUSINGS	
l/r	ec'n no	dr	date	tolerances unless otherwise specified		scale		title	
v	v06-0357	HTB	2006-04-17	XXX+01/XX+3		2.5:1		MINI LATCH HOUSING DOUBLE ROW POLARIZED	
w	v06-0886	HTB	2006-08-31	XXX+005/XXX+8				sheet 1 of 3	
x	v07-0511	HTB	2007-08-07	XXXX+0020/XXX+051				size A4	
		dr	T. BREWBAKER	2006-04-17				dwg no 65846	
		engr	T. BREWBAKER	2006-04-17				type Product Customer Drawing	
		chr	T. BREWBAKER	2006-04-17					
		appd	T. BREWBAKER	2006-04-17					
sheet	revision	x	x	x					
index	sheet	1	2	3					

Copyright FCJ



FCJconnect.com

1 | 2

3 |

4

PRODUCT NO.	NO. OF POS.	DIM K	DIM L	DIM C	EUROPEAN VERSION-NOTE 9
65846-001LF	2 X 12	1.200/30.48	1.100/27.94	.120/3.05	65846-001ELF
65846-002LF	2 X 15	1.500/38.10	1.400/35.56	.120/3.05	65846-002ELF
65846-003LF	2 X 19	1.900/48.26	1.800/45.72	.120/3.05	65846-003ELF
65846-004LF	2 X 22	2.200/55.88	2.100/53.34	.120/3.05	-
65846-005LF	2 X 27	2.700/68.58	2.600/66.04	.120/3.05	65846-005ELF
65846-006LF	2 X 10	1.000/25.40	.900/22.86	.120/3.05	65846-006ELF
65846-007LF	2 X 7	.700/17.78	.600/15.24	.120/3.05	65846-007ELF
65846-008LF	2 X 9	.900/22.86	.800/20.32	.120/3.05	65846-008ELF
65846-009LF	2 X 32	3.200/81.28	3.100/78.74	.120/3.05	-
65846-010LF	2 X 5	.500/12.70	.400/10.16	.120/3.05	65846-010ELF
65846-011LF	2 X 8	.800/20.32	.700/17.78	.120/3.05	65846-011ELF
65846-012LF	2 X 25	2.500/63.50	2.400/60.96	.120/3.05	65846-012ELF
65846-013LF	2 X 30	3.000/76.20	2.900/73.66	.120/3.05	-
65846-014LF	2 X 2	.200/5.08	.100/2.54	.120/3.05	65846-014ELF
65846-015LF	2 X 3	.300/7.62	.200/5.08	.120/3.05	65846-015ELF
65846-016LF	2 X 4	.400/10.16	.300/7.62	.120/3.05	65846-016ELF
65846-017LF	2 X 6	.600/15.24	.500/12.70	.120/3.05	-
65846-018LF	2 X 11	1.100/27.94	1.000/25.40	.120/3.05	-
65846-019LF	2 X 13	1.300/33.02	1.200/30.48	.120/3.05	-
65846-020LF	2 X 14	1.400/35.58	1.300/33.02	.120/3.05	-
65846-021LF	2 X 16	1.600/40.64	1.500/38.10	.120/3.05	-
65846-022LF	2 X 17	1.700/43.18	1.600/40.64	.120/3.05	-
65846-023LF	2 X 18	1.800/45.72	1.700/43.18	.120/3.05	-
65846-024LF	2 X 20	2.000/50.80	1.900/48.26	.120/3.05	-
65846-025LF	2 X 21	2.100/53.34	2.000/50.80	.120/3.05	-
65846-026LF	2 X 23	2.300/58.42	2.200/55.88	.120/3.05	-
65846-027LF	2 X 24	2.400/60.96	2.300/58.42	.120/3.05	-
65846-028LF	2 X 26	2.600/66.04	2.500/63.50	.120/3.05	-
65846-029LF	2 X 28	2.800/71.12	2.700/68.58	.120/3.05	-
65846-030LF	2 X 29	2.900/73.66	2.800/71.12	.120/3.05	-
65846-031LF	2 X 31	3.100/78.74	3.000/76.20	.120/3.05	-
65846-032LF	2 X 33	3.300/83.82	3.200/81.28	.120/3.05	-
65846-033LF	2 X 34	3.400/86.36	3.300/83.82	.120/3.05	-
65846-034LF	2 X 35	3.500/88.90	3.400/86.36	.120/3.05	-
65846-035LF	2 X 36	3.600/91.44	3.500/88.90	.120/3.05	-
65846-036LF	2 X 3	.300/7.62	.200/5.08	.080/2.03	-

mat'l. code		surface		tolerance		projection		product family	
SEE NOTE 2		ASME Y14.5 ✓		ASME Y14.5				PV HOUSINGS	
ltr	ecm no	dr	date	tolerances unless otherwise specified		INCH/MM		title	
x				angles	XXX+01/XX+3			MINI LATCH HOUSING	
				flatness	XXX+005/XXX+8	scale 1:1		DOUBLE ROW POLARIZED	
				0°±2'	XXXX+0020/XXX+051			dwg no 65846 sheet 2 of 3 size A4	
				dr	T. BREWBAKER 2006-04-17			type Product Customer Drawing	
				engnr	T. BREWBAKER 2006-04-17				
				chr	T. BREWBAKER 2006-04-17				
				appd	T. BREWBAKER 2006-04-17				
sheet index	revision sheet								

form A4mmXc

1 | 2

3 |

4

Copyright FCJ

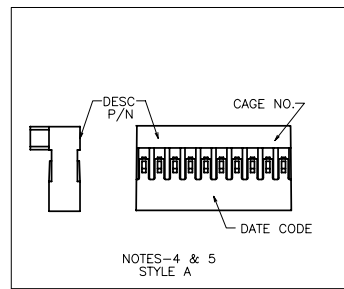


1 | 2

3

4

MILITARY PRODUCT NO.	MADE FROM	MARKING STYLE	DESC P/N	CAGE NO.
65846-001-MIL		DISCONTINUED		
65846-002-MIL		DISCONTINUED		
65846-003-MIL		DISCONTINUED		
65846-004-MIL		DISCONTINUED		
65846-005-MIL		DISCONTINUED		
65846-006-MIL		DISCONTINUED		
65846-007-MIL		DISCONTINUED		
65846-008-MIL		DISCONTINUED		
65846-009-MIL		DISCONTINUED		
65846-010-MIL		DISCONTINUED		
65846-011-MIL		DISCONTINUED		
65846-012-MIL		DISCONTINUED		
65846-013-MIL		DISCONTINUED		
65846-014-MIL		DISCONTINUED		
65846-015-MIL		DISCONTINUED		
65846-016-MIL		DISCONTINUED		
65846-017-MIL		DISCONTINUED		
65846-018-MIL		DISCONTINUED		
65846-019-MIL		DISCONTINUED		
65846-020-MIL		DISCONTINUED		
65846-021-MIL		DISCONTINUED		
65846-022-MIL		DISCONTINUED		
65846-023-MIL		DISCONTINUED		
65846-024-MIL		DISCONTINUED		
65846-025-MIL		DISCONTINUED		
65846-026-MIL		DISCONTINUED		
65846-027-MIL		DISCONTINUED		
65846-028-MIL		DISCONTINUED		
65846-029-MIL		DISCONTINUED		
65846-030-MIL		DISCONTINUED		
65846-031-MIL		DISCONTINUED		
65846-032-MIL		DISCONTINUED		
65846-033-MIL		DISCONTINUED		
65846-034-MIL		DISCONTINUED		
65846-035-MIL		DISCONTINUED		



A

A

B

B

mat'l. code	SEE NOTE 2	surface	tolerance	projection	product family
lfr	ecn no	dr	date	INCH/MM	PV HOUSINGS
x				scale 1:1	title
					MINI LATCH HOUSING
					DOUBLE ROW POLARIZED
					dwg no
					65846
					sheet 3 of 3
					size A4
					type
					Product Customer Drawing
sheet index	revision sheet				

form A4mmXc

1

2

3

4