

4

3

2

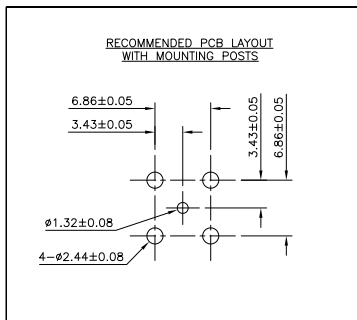
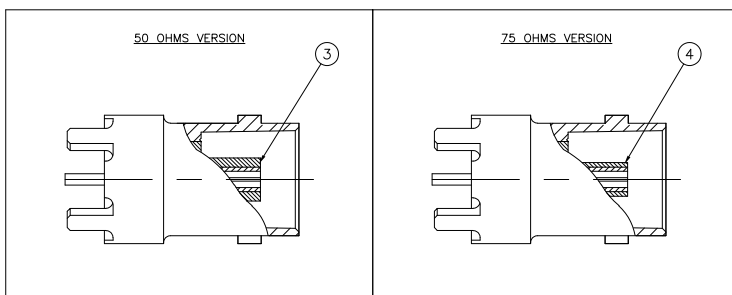
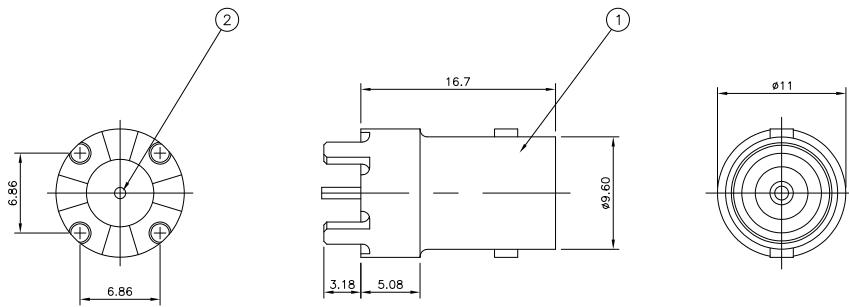
1

THIS DRAWING IS UNPUBLISHED. RELEASED FOR PUBLICATION OCT. 2005.
 © COPYRIGHT 2005 By - ALL RIGHTS RESERVED.

LOC	DIST	REVISIONS			
P	LTR	DESCRIPTION	DATE	DWN	APVD
B1		REVISED PER ECO-11-005033	31MAR11	RK	HMR

NOTES

- △ 100 TRAY PACK IN ACCORDANCE WITH AMP SPEC 107-3275
- △ SINGLE PACK IN ACCORDANCE WITH AMP SPEC 107-3275
- △ Au PLATING
- △ Ni PLATING



QUANTITY PER ASSY		PARTS LIST	
1	1	-	-
-	-	1	1
1	1	1	1
1	1	1	1
5--3	5--2	5--1	5--0

THIS DRAWING IS A CONTROLLED DOCUMENT.		DWN	11 Mar 09	RITA ZUO	
DIMENSIONS:		CHK	11 Mar 09	ANSON MA	
mm		APVD	11 Mar 09	BOB ZHAO	
TOLERANCES UNLESS OTHERWISE SPECIFIED:		NAME			
0 PLC ± 0.5		PRODUCT SPEC			
1 PLC ± 0.3		108-112000			
2 PLC ± 0.2		APPLICATION SPEC			
3 PLC ± -		SIZE			
4 PLC ± -		CAGE CODE			
ANGLES ± -		DRAWING NO			
FINISH		RESTRICTED TO			
MATERIAL		WEIGHT			
-		-			
		CUSTOMER DRAWING		SCALE	
		A3 00779		NTS	
		C=1634506		SHEET	
		-		1 OF 1	
		-		REV	
		-		B1	