

VPP24-420

Electrical Specifications (@25C)

1. Maximum Power: 10.0VA
2. Secondary: Series: 24.0V CT@ 0.42A
Parallel: 12.0V @ 0.84A
3. Voltage Regulation: 25% TYP @ full load to no load
4. Temperature Rise: 30C TYP (45C MAX allowed)
5. Insulation Resistance: 100MΩ

Construction:

Dual bobbin construction with an insulated shroud, both made of a high temperature material that exceeds UL flammability requirements.

Safety:

These units are designed with 4000VAC isolation between the primary and secondary, and also, between each winding and the core. Since the dual bobbin construction effectively reduces capacitance, electrostatic shielding is not required. World Series Transformers are designed and manufactured to meet the following agency approvals:



Agency File:

UL: File E53148, UL 506, General Purpose.
CSA: File LR 37220, C22.2 NO. 66, General Purpose.
VDE: File 18786-3390-0001, VDE/EN 60 950, (IEC950) information Technology Equipment.

A. Dimensions: Units: In inches

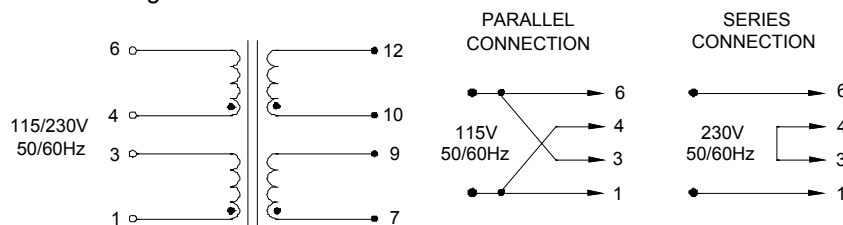
A	B	C	D	E	F	G	H
1.250	1.375	.187	.200	.400	1.562	1.875	1.140

B. PIN DIM. : 0.036 SQ

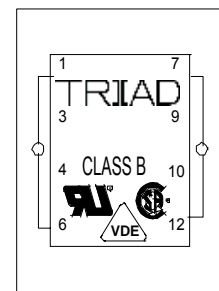

C. WT Lbs. : 0.53

D. Mounting Holes: .112 dia. x 2.

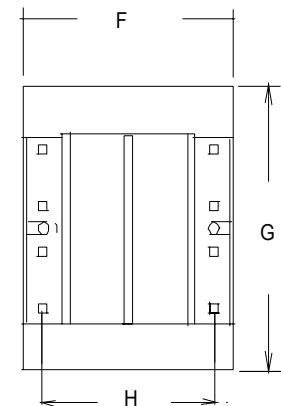
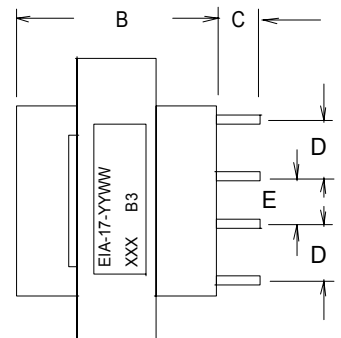
E. Schematic Diagram:



RoHS Compliance: As of manufacturing date February 2005, all standard products meet the requirements of 2002/95/EC, known as the RoHS initiative.



A



:: Outline Dimensions

Technical Notes

1. Hi-pot tested at 4,000 VRMS.
2. Both primary and secondary coils may be connected as either series or parallel, but both must be used simultaneously.

