

TCT40-01E07AB

Description:

Triad control transformers come with tamper resistant shrouds for safety and a steel bracket welded to the bottom of the transformer for ease of mounting. These transformers are design and have the safety agency recognition for application where a Class 2 transformer is necessary. Some of the applications would include, but not limited to HVAC, Control boards, Lighting, etc.

Electrical Specifications (@25C):

1. Maximum Power: 40VA
2. Input: 120V, 50/60 Hz
3. Output: 24V @ 1.67Amps
4. Voltage Regulation: 15% TYP @ full load to no load
5. Temperature Rise: <40°C TYP
6. Hipot: 1500VAC – Input to Output, Input & Output to Core
7. Inherently Limited. No fusing required.

Construction:

Three flange bobbin construction with primaries and secondaries wound side by side for low capacitive coupling. Unit weight is 1.5lbs.

Agency File:

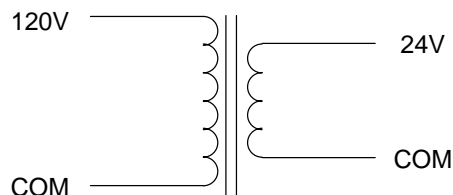
UL: File E65390, UL 5085-3 (1585), Class 2 Transformer
cUL: File E65390, UL 5085-3 (1585) For Canadian Use (CSA 22.2, No.66.3-06)



Connections:

Input: Quick Disconnect tabs, 0.5 x 0.25 x 0.032
Output: Quick Disconnect tabs, 0.5 x 0.25 x 0.032

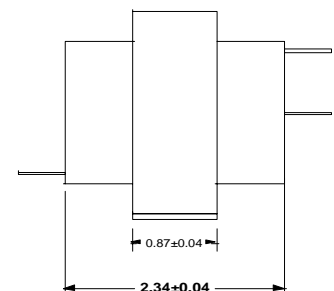
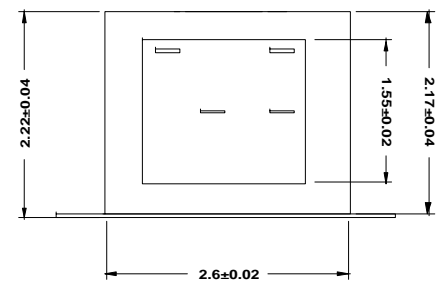
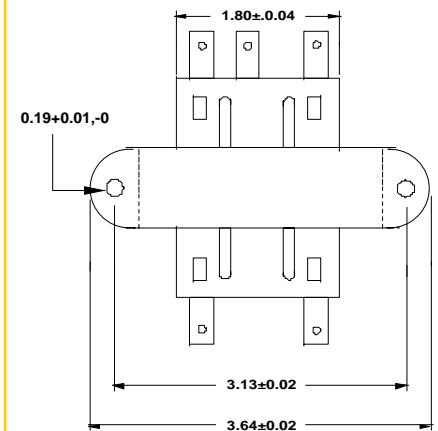

Schematic:



RoHS Compliance:

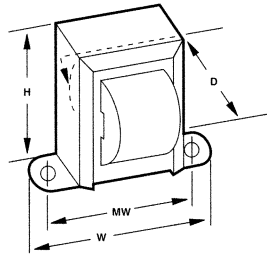
As of manufacturing date February 2005, all standard products meet the requirements of 2002/95/EC, known as the RoHS initiative.

As of April 7, 2008, UL standards 506 and 1585 will be migrated to UL 5085-2 and 5085-3, respectively.

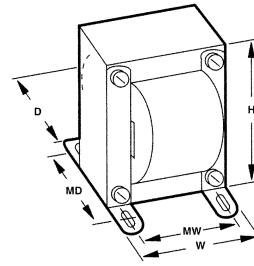


Power Transformers

Chassis Mount: Control



Case Type Z



Case Type U

:: Description

Triad control transformers supply secondary voltages that are commonly utilized in various electronic, electro-magnetic and electrical control conditions. These include such applications as use with relays, solenoids, small motors, speed changers, pumps, heating elements, control valves for fluids and gases, fans and blowers, electronic tubes, automatic assembly equipment, recording devices, elevators, door openers, and low voltage lamps.

:: Specifications

Primary: 115/230 VAC, 50/60 Hz

VA Range: 12 to 192

Secondary: 6/12/24 VAC

:: Primary, 115/230 Volts / Secondaries, 6/12/24 Volts

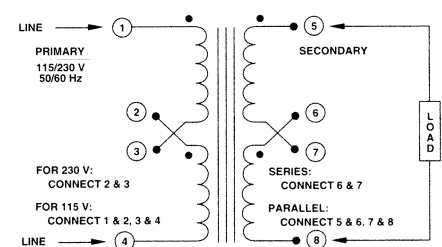
Section	Type No.	Secondaries		VA	Case Type	Connections	Dimensions			Mounting Dimensions		Wt. Lbs.
		Series	Parallel				H	W	D	MW	MD	
A	F-105Z	12.0V CT @ 1.0A	6.0V @ 2.0A	12	Z	Lugs	2 $\frac{3}{8}$	2 $\frac{3}{8}$	1 $\frac{1}{4}$	2 $\frac{3}{8}$	•	1.000
	F-211Z	48.0V CT @ 0.25A	24.0V @ 0.5A									
B	F-106Z	12.0V CT @ 2.0A	6.0V @ 4.0A	24	Z	Lugs	2 $\frac{1}{4}$	3 $\frac{3}{8}$	2	2 $\frac{5}{16}$	•	1.500
	F-212Z	48.0V CT @ 0.50A	24.0V @ 1.0A									
C	F-107Z	24.0V CT @ 2.0A	12.0V @ 4.0A	48	Z	Lugs	3 $\frac{3}{8}$	3 $\frac{3}{8}$	2 $\frac{3}{8}$	3 $\frac{3}{8}$	•	2.500
	F-213Z	48.0V CT @ 1.0A	24.0V @ 2.0A									
D	F-398U	24.0V CT @ 3.0A	12.0V @ 6.0A	72	U	Lugs	3 $\frac{13}{32}$	3 $\frac{13}{16}$	2 $\frac{1}{16}$	2 $\frac{1}{4}$	2 $\frac{1}{4}$	4.250
	F-108U	24.0V CT @ 4.0A	12.0V @ 8.0A									
E	F-214U	48.0V CT @ 2.0A	24.0V @ 4.0A	96	U	Lugs	3 $\frac{13}{32}$	2 $\frac{1}{16}$	3 $\frac{1}{16}$	2 $\frac{1}{4}$	2 $\frac{3}{8}$	3.240
	F-399U	24.0V CT @ 6.0A	12.0V @ 12.0A									
F	F-400U	48.0V CT @ 3.0A	24.0V @ 6.0A	144	U	Lugs	4 $\frac{1}{4}$	3 $\frac{3}{8}$	3 $\frac{1}{2}$	2 $\frac{1}{2}$	2 $\frac{3}{8}$	8.000
	F-109U	24.0V CT @ 8.0A	12.0V @ 16.0A									
G	F-215U	48.0 V CT @ 4.0A	24.0V @ 8.0A	192	U	Lugs	4 $\frac{1}{16}$	3 $\frac{7}{16}$	3 $\frac{1}{8}$	2 $\frac{1}{4}$	3	6.060

CT = Center Tap Mounting hole sizes: Z = $\frac{3}{16}$ " U = $\frac{1}{8}$ " x $\frac{3}{8}$ "

:: Outline Dimensions

Technical Notes

- Hi-pot tested at 1,500 VRMS.
- Secondaries may be connected in series or parallel for expanded voltage and current ranges. See Control Transformer Connections diagram.
- Transformer termination is solder lug.



Control Transformer Connections

Control Transformers

Class 2



Control Transformers

UL File E65390
CSA File 226495

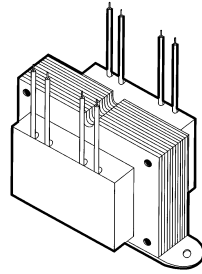


Figure A

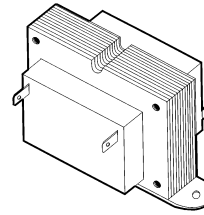


Figure B

:: Description

Triad control transformers come with tamper resistant shrouds for safety and steel bracket welded to the bottom of the transformer for ease of mounting.

:: Specifications

Maximun Power: 40VA

Input (50/60 Hz): 120V, 240V, 120/208/240V, 120/240V, 208/240V

Output: 12V, 24V

:: Control Transformers

Type No.	Primaries	Secondary	VA	Connections	Dimensions (mm)			Mounting Dimensions	Wt. Lbs.
					H	W	D		
TCT40-01E07AB	120V	24V	40	Lugs	56.50	92.50	57.15	79.38	1.5
TCT40-01E07K	120V	24V	40	Leads	56.50	92.50	57.15	79.38	1.5
TCT40-02E07AB	240V	24V	40	Lugs	56.50	92.50	57.15	79.38	1.5
TCT40-02E07K	240V	24V	40	Leads	56.50	92.50	57.15	79.38	1.5
TCT40-05E07AB	120/208/240	24V	40	Lugs	56.50	92.50	57.15	79.38	1.5
TCT40-05E07K	120/208/240	24V	40	Leads	56.50	92.50	57.15	79.38	1.5
TCT40-06E07AB	120/240	24V	40	Lugs	56.50	92.50	57.15	79.38	1.5
TCT40-06E07K	120/240	24V	40	Leads	56.50	92.50	57.15	79.38	1.5
TCT40-09E07AB	208/240	24V	40	Lugs	56.50	92.50	57.15	79.38	1.5
TCT40-09E07K	208/240	24V	40	Leads	56.50	92.50	57.15	79.38	1.5
TCT40-03E07AB	120V	12V	40	Lugs	56.50	92.50	57.15	79.38	1.5
TCT40-03E07K	120V	12V	40	Leads	56.50	92.50	57.15	79.38	1.5
TCT40-04E07AB	240V	12V	40	Lugs	56.50	92.50	57.15	79.38	1.5
TCT40-04E07K	240V	12V	40	Leads	56.50	92.50	57.15	79.38	1.5
TCT40-07E07AB	120/208/240	12V	40	Lugs	56.50	92.50	57.15	79.38	1.5
TCT40-07E07K	120/208/240	12V	40	Leads	56.50	92.50	57.15	79.38	1.5
TCT40-08E07AB	120/240	12V	40	Lugs	56.50	92.50	57.15	79.38	1.5
TCT40-08E07K	120/240	12V	40	Leads	56.50	92.50	57.15	79.38	1.5
TCT40-10E07AB	208/240	12V	40	Lugs	56.50	92.50	57.15	79.38	1.5
TCT40-10E07K	208/240	12V	40	Leads	56.50	92.50	57.15	79.38	1.5

:: Outline Dimensions

Technical Notes
[mm]