

Plug-In Outlet Center[®] Units

Bring power safely and conveniently to wherever you need it with a full line of Plug-In Outlet Center Units from Wiremold/Legrand. These units are ideal for use in a wide variety of settings, including relay racks and cabinets, laboratories, workshops, classrooms and offices.

Plug-In Outlet Center Units include rack mount, Cabinet-MATE, compact, 90 degree, deluxe control, industrial, and international units. Most units are available in both 15 and 20 Amp configurations.

Wiremold/Legrand also offers extensive custom capabilities for Plug-In Outlet Center Units. Contact the factory for more information.



JO8BOB (Front & Back)



UL207BC



JO6BOB20X-AM (Front)

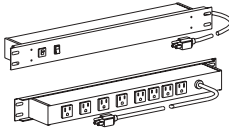



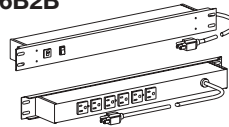

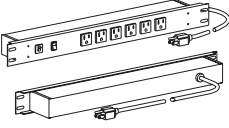

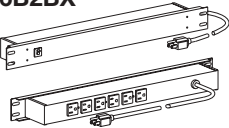

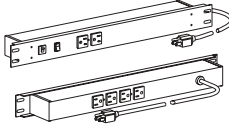



P6

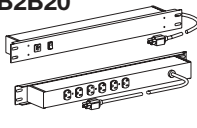

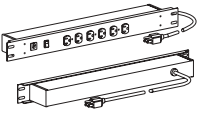

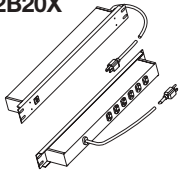

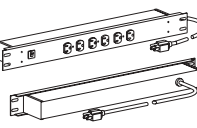

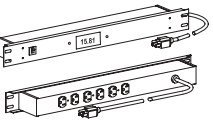

Features & Benefits

- **User-ready outlets.** Plug-In Outlet Center units provide power distribution in a portable, plug-in unit.
- **Rugged construction.** Durable 2" x 1 3/4" [44mm x 51mm] or 3 1/2" x 2" [89mm x 44mm] aluminum housing. Some Plug-In Outlet Center units are available with an impact-resistant plastic housing.
- **Space saving.** Rack mount units fit standard 19" [482mm] relay racks. Compact 1U design takes up minimum space. 23" [584mm] units available, consult factory.
- **Low profile.** CabinetMATE units offer a narrow 1 1/2" x 1 3/16" [38mm x 20mm] aluminum housing.
- **Aesthetically pleasing.** Rack mount units have a black matte finish and a black cord. CabinetMATE, compact and industrial units have a gray finish and a black cord. Deluxe control and 20A units have a putty white finish and a black cord. Most units with a putty white finish have a putty white cord. Special Use units have a white finish and a white cord.
- **Flexible mounting.** Each unit features one of four different mounting types. Each mounting method has been designed to optimize the performance of the product. Complete mounting hardware and installation instructions are included with every unit.
- **Cord properly rated to load requirements.** 15A units have a 14/3 SJT cord and a NEMA 5-15P plug. 20A units have a 12/3 SJT cord and a NEMA 5-20P or NEMA L5-20P plug.
- **Lighted switch.** Most units have lighted on/off switch(es) to control power to the unit.
- **Resettable circuit breaker.** Provides overload protection.
- **Two-Year product warranty.**
- **UL and cUL Listed or Recognized.** Units are UL and cUL Listed to UL1363 standards. Rack mount units are UL and cUL Recognized to UL1363 standards.

15A Rack Mount Plug-In Outlet Centers

Catalog No./Item	Description/Specifications	Catalog No./Item	Description/Specifications
J08B0B J08B2B 	Rack Mount Plug-In Outlet Center – Eight rear outlets, lighted switch. Receptacles rotated 90° and 4 outlets spaced to accommodate transformers. 6' [1.8m] or 15' [4.6m] cord. Receptacle center-to-center 1 1/2" [38mm] and 2" [51mm]. 	J60B0B J60B2B 	Rack Mount Plug-In Outlet Center – Six front outlets, lighted switch. 6' [1.8m] or 15' [4.6m] cord. Receptacle center-to-center 1 1/2" [38mm]. 
J06B0B J06B2B 	Rack Mount Plug-In Outlet Center – Six rear outlets, lighted switch. 6' [1.8m] or 15' [4.6m] cord. Receptacle center-to-center 1 1/2" [38mm]. 	J60B0B-90 J60B2B-90 	Rack Mount Plug-In Outlet Center – Six front outlets, lighted switch. Receptacles rotated 90°. 6' [1.8m] or 15' [4.6m] cord. Receptacle center-to-center 1 1/2" [38mm]. 
J06B0BX J06B2BX 	Rack Mount Plug-In Outlet Center – Six rear outlets. 6' [1.8m] or 15' [4.6m] cord. Receptacle center-to-center 1 1/2" [38mm]. 	J24B0B J24B2B 	Rack Mount Plug-In Outlet Center – Two front, four rear outlets. Lighted switch. 6' [1.8m] or 15' [4.6m] cord. Receptacle center-to-center 1 1/2" [38mm]. 

20A Rack Mount Plug-In Outlet Centers

Catalog No./Item	Description/Specifications	Catalog No./Item	Description/Specifications
J06B0B20 J06B2B20 	Rack Mount Plug-In Outlet Center – Six 20A rear outlets, on/off switch. 6' [1.8m] or 15' [4.6m] cord. Receptacle center-to-center 1 1/2" [38mm]. 	J60B0B20 J60B2B20 	Rack Mount Plug-In Outlet Center – Six 20A front outlets, on/off switch. 6' [1.8m] or 15' [4.6m] cord. Receptacle center-to-center 1 1/2" [38mm]. 
J06B0B20X J06B2B20X 	Rack Mount Plug-In Outlet Center – Six 20A rear outlets. 6' [1.8m] or 15' [4.6m] cord. Receptacle center-to-center 1 1/2" [38mm]. 	J60B0B20X J60B2B20X 	Rack Mount Plug-In Outlet Center – Six 20A front outlets. 6' [1.8m] or 15' [4.6m] cord. Receptacle center-to-center 1 1/2" [38mm]. 
J06B0B20X-AM 	Rack Mount Plug-In Outlet Center with Digital Ammeter – Digital LCD readout of current draw. Six 20A rear outlets. 6' [1.8m] cord. Receptacle center-to-center 1 1/2" [38mm]. 		



J60B0B (Front & Back)



J24B0B (Front & Back)



J06B0B20X (Front & Back)