

■ Features :

- Universal AC input / Full range
- Low leakage current <0.5mA
- Protections: Short circuit/Over load /Over voltage/Over temperature
- Cooling by free air convection
- 100% full load burn-in test
- Fix switching frequency at 67KHz
- Low cost
- High reliability
- 2 years warranty

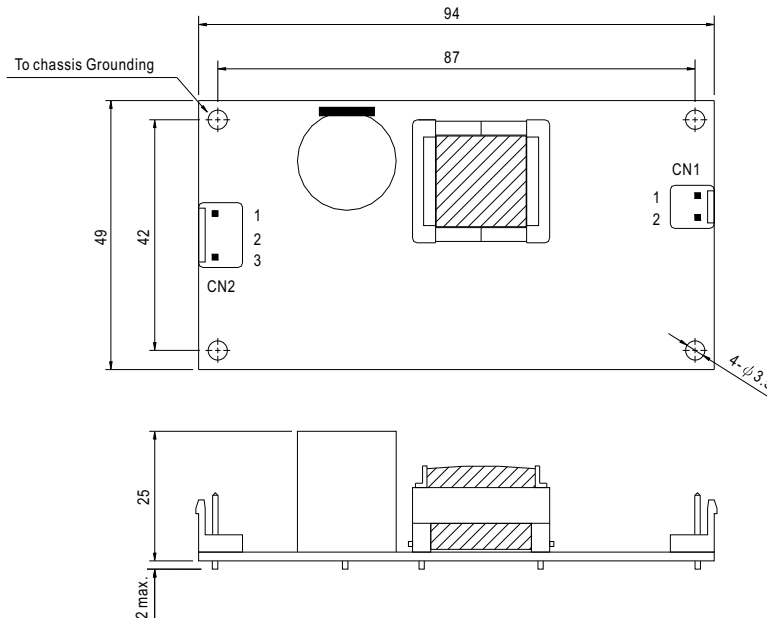
CBC 

SPECIFICATION

| MODEL | PS-15-5 | PS-15-12 | PS-15-15 | PS-15-24 | PS-15-48 | |
|-----------------------|------------------------------|---|-------------------------------|----------------|--------------|--------------|
| OUTPUT | DC VOLTAGE | 5V | 12V | 15V | 24V | 48V |
| | RATED CURRENT | 2.8A | 1.25A | 1A | 0.625A | 0.313A |
| | CURRENT RANGE | 0 ~ 2.8A | 0 ~ 1.25A | 0 ~ 1A | 0 ~ 0.625A | 0 ~ 0.313A |
| | RATED POWER | 14W | 15W | 15W | 15W | 15W |
| | RIPPLE & NOISE (max.) Note.2 | 100mVp-p | 120mVp-p | 120mVp-p | 150mVp-p | 200mVp-p |
| | VOLTAGE TOLERANCE Note.3 | ±2.0% | ±2.0% | ±2.0% | ±2.0% | ±2.0% |
| | LINE REGULATION | ±1.0% | ±1.0% | ±1.0% | ±0.5% | ±0.5% |
| | LOAD REGULATION | ±1.0% | ±1.0% | ±1.0% | ±0.5% | ±0.5% |
| SETUP, RISE TIME | 5 ~ 24V:1200ms, 30ms | | 48V:1200ms, 75ms at full load | | | |
| HOLD UP TIME(Typ.) | 100ms at full load | | | | | |
| INPUT | VOLTAGE RANGE | 85 ~ 264VAC | | 120 ~ 370VDC | | |
| | FREQUENCY RANGE | 47 ~ 63Hz | | | | |
| | EFFICIENCY(Typ.) | 74% | 77% | 78% | 79% | 77% |
| | AC CURRENT (Typ.) | 0.4A/115VAC | | 0.2A/230VAC | | |
| | INRUSH CURRENT (Typ.) | COLD START 40A/230VAC | | | | |
| LEAKAGE CURRENT | <0.5mA / 240VAC | | | | | |
| PROTECTION | OVER LOAD | Above 105% rated output power Protection type : Hiccup mode, recovers automatically after fault condition is removed | | | | |
| | OVER VOLTAGE | 5.75 ~ 6.75V | 13.8 ~ 16.2V | 17.25 ~ 20.25V | 27.6 ~ 32.4V | 55.2 ~ 64.8V |
| | OVER TEMPERATURE | Tj 140°C typically (U1) Detect on main control IC Protection type : Hiccup mode, recovers automatically after fault condition is removed | | | | |
| ENVIRONMENT | WORKING TEMP. | -10 ~ +60°C (Refer to output load derating curve) | | | | |
| | WORKING HUMIDITY | 20 ~ 90% RH non-condensing | | | | |
| | STORAGE TEMP., HUMIDITY | -20 ~ +85°C, 10 ~ 95% RH | | | | |
| | TEMP. COEFFICIENT | ±0.03%/°C (0 ~ 50°C) | | | | |
| | VIBRATION | 10 ~ 500Hz, 2G 10min./1cycle, Period for 60min.each along X, Y, Z axes | | | | |
| SAFETY & EMC (Note 4) | SAFETY STANDARDS | EN60950-1 CB Approved by TUV | | | | |
| | WITHSTAND VOLTAGE | I/P-O/P:3KVAC I/P-FG:1.5KVAC O/P-FG:0.5KVAC | | | | |
| | ISOLATION RESISTANCE | I/P-O/P, I/P-FG, O/P-FG:100M Ohms/500VDC | | | | |
| | EMI CONDUCTION & RADIATION | Compliance to EN55022 (CISPR22) Class B | | | | |
| | HARMONIC CURRENT | Compliance to EN61000-3-2,-3 | | | | |
| OTHERS | EMS IMMUNITY | Compliance to EN61000-4-2,3,4,5,6,8,11 Light industry level, criteria A | | | | |
| | MTBF | 681.7Khrs min. MIL-HDBK-217F(25°C) | | | | |
| | DIMENSION | 94*49*25mm (L*W*H) | | | | |
| NOTE | PACKING | 0.083Kg; 120pcs/10.96Kg | | | | |
| | | 1. All parameters NOT specially mentioned are measured at 230VAC input, rated load and 25°C of ambient temperature. 2. Ripple & noise are measured at 20MHz of bandwidth by using a 12" twisted pair-wire terminated with a 0.1uf & 47uf parallel capacitor. 3. Tolerance : includes set up tolerance, line regulation and load regulation. 4. The power supply is considered a component which will be installed into a final equipment. The final equipment must be re-confirmed that it still meets EMC directives. | | | | |

Mechanical Specification

Unit:mm



AC Input Connector (CN2) : JST B3P-VH or equivalent

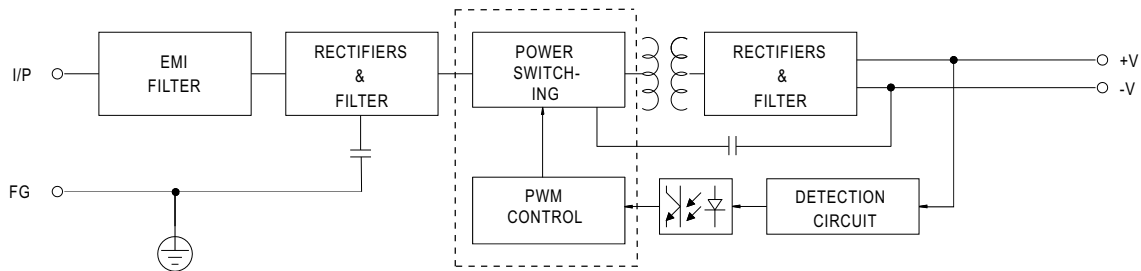
| Pin No. | Assignment | Mating Housing | Terminal |
|---------|------------|-----------------------|--------------------------------|
| 1 | AC/N | JST VHR or equivalent | JST SVH-21T-P1.1 or equivalent |
| 2 | No Pin | | |
| 3 | AC/L | | |

DC Output Connector (CN1) : JST B2P-VH or equivalent

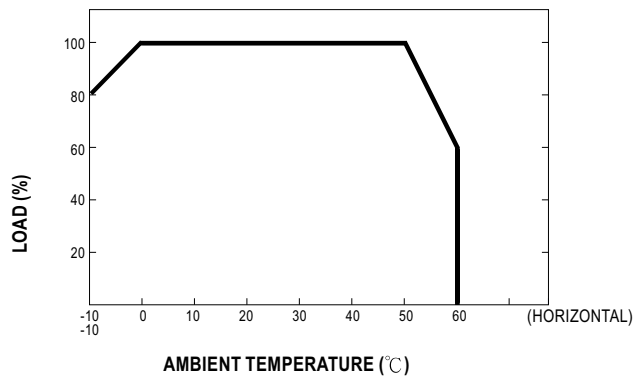
| Pin No. | Assignment | Mating Housing | Terminal |
|---------|------------|-----------------------|--------------------------------|
| 1 | +V | JST VHR or equivalent | JST SVH-21T-P1.1 or equivalent |
| 2 | -V | | |

Block Diagram

fosc : 67KHz



Output Derating



Static Characteristics

