

# QUINT-PS-3X400-500AC/24DC/30


Order No.: 2938633



<http://eshop.phoenixcontact.de/phoenix/treeViewClick.do?UID=2938633>


DIN rail power supply unit 24 V DC/30 A, primary switched-mode, 3-phase.



Commercial data	
GTIN (EAN)	
sales group	H041
Pack	1 pcs.
Customs tariff	85044082
Catalog page information	Page 411 (IF-2002)

**Product notes**

WEEE/RoHS-compliant since:  
06/26/2006



<http://www.download.phoenixcontact.com>  
Please note that the data given here has been taken from the online catalog. For comprehensive information and data, please refer to the user documentation. The General Terms and Conditions of Use apply to Internet downloads.

Technical data	
<b>Input data</b>	
Nominal input voltage	3x 400 V AC ... 500 V AC
AC input voltage range	3x 320 V AC ... 575 V AC (for all three phases)
DC input voltage range	450 V DC ... 800 V DC
AC frequency range	45 Hz ... 65 Hz

---

DC frequency range	0 Hz
Current consumption	Approx. 3x 2.1 A (400 V AC)
	3x 1.7 A (480 V AC)
Inrush surge current	< 15 A (typical)
Power failure bypass	> 20 ms (at 3 x 400 V AC)
	> 20 ms (at 3 x 480 V AC)
Input fuse	Externally via 3 circuit breakers 6 A, 10 A or 16 A, characteristic B

#### Output data

Nominal output voltage	24 V DC $\pm$ 1%
Setting range of the output voltage	22.5 V ... 28.5 V
Output current	30 A (up to 60°C)
	35 A (with POWER BOOST)
Connection in parallel	Yes, for assembling redundant systems and increasing efficiency
Residual ripple	< 100 mV <sub>pp</sub>
Peak switching voltages nominal load	< 100 mV <sub>pp</sub> (20 MHz)
Maximum power dissipation idling	< 14 W
Power loss nominal load max.	< 62 W

#### General data

Width	240 mm
Height	130 mm
Depth	130 mm
Width with alternative assembly	122 mm
Height with alternative assembly	243 mm
	243 mm
Net weight	3.3 kg
Operating voltage display	Green LED
Efficiency	> 92 %
Insulation voltage input/output	2 kV (routine test)
	4 kV (type test)
Degree of protection	IP20
Protection class	I, with PE connection
MTBF (IEC 61709, SN 29500)	> 500000 h
Ambient temperature (operation)	-25 °C ... 70 °C (> 60 °C derating)
Ambient temperature (storage/transport)	-40 °C ... 85 °C

Max. permissible relative humidity (operation)	95 % (at 25 °C, no condensation)
Mounting position	On horizontal DIN rail NS 35 in acc. with EN 60715
Assembly instructions	Can be aligned: vertical with spacing = 5 cm
Electromagnetic compatibility	Conformance with EMC directive 89/336/EC
Noise emission	EN 50081-2
Noise immunity	EN 61000-6-2:2005
Standard - Electrical safety	EN 60950-1/VDE 0805 (SELV)
	EN 61558-2-17
Standard - Safe isolation	DIN VDE 0100-410
	DIN VDE 0106-1010

#### Connection data, input

Connection method	Screw connection
Conductor cross section solid min.	0.2 mm <sup>2</sup>
Conductor cross section solid max.	6 mm <sup>2</sup>
Conductor cross section stranded min.	0.2 mm <sup>2</sup>
Conductor cross section stranded max.	4 mm <sup>2</sup>
Conductor cross section AWG/kcmil min.	24
Conductor cross section AWG/kcmil max	10
Stripping length	8 mm
Screw thread	M3

#### Connection data, output

Connection method	Screw connection
Conductor cross section solid min.	0.5 mm <sup>2</sup>
Conductor cross section solid max.	16 mm <sup>2</sup>
Conductor cross section stranded min.	0.5 mm <sup>2</sup>
Conductor cross section stranded max.	10 mm <sup>2</sup>
Conductor cross section AWG/kcmil min.	20
Conductor cross section AWG/kcmil max	6
Stripping length	10 mm

#### Signaling

Output name	Active
Output description	$U_{OUT} > 0.9 \times U_N$ : High signal
Output voltage	+ 24 V DC (signal)
Continuous load current	max. 40 mA

Status display	Green LED ( $U_{out} < 0.9 \times U_N$ : LED flashes)
Output name	floating
Output description	Relay contact, $U_{OUT} > 0.9 \times U_N$ : Contact closed
Maximum switching voltage	$\leq 30$ V AC/DC
Maximum inrush current	$\leq 1$ A
Continuous load current	$\leq 1$ A

### Certificates / Approvals



Certification CB, CUL, CUL Listed, DNV, GL, GOST, UL, UL Listed

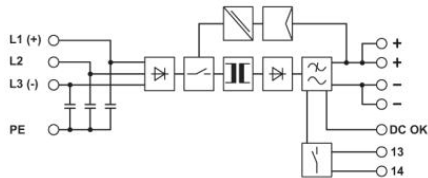
Certification Ex: CUL-EX LIS, UL-EX LIS

### Accessories

Item	Designation	Description
<b>General</b>		
2938235	UWA 182/52	Universal wall adapter

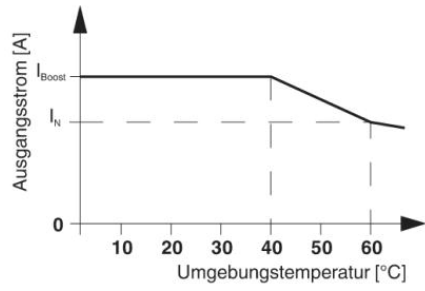
### Diagrams/Drawings

Block diagram



Diagram

---



**Address**

PHOENIX CONTACT Inc., USA  
586 Fulling Mill Road  
Middletown, PA 17057, USA  
Phone (800) 888-7388  
Fax (717) 944-1625  
<http://www.phoenixcon.com>



© 2011 Phoenix Contact  
Technical modifications reserved;