

# MINI-PS-100-240AC/10-15DC/8


Order No.: 2866297



<http://eshop.phoenixcontact.de/phoenix/treeViewClick.do?UID=2866297>


DIN rail power supply unit, primary-switched mode, slim design, output: 10-15 V DC / 8 A



Commercial data	
GTIN (EAN)	 4 017918 975036
sales group	H043
Pack	1 pcs.
Customs tariff	85044082
Catalog page information	Page 599 (IF-2011)

**Product notes**

WEEE/RoHS-compliant since:  
12/07/2006



<http://www.download.phoenixcontact.com>  
Please note that the data given here has been taken from the online catalog. For comprehensive information and data, please refer to the user documentation. The General Terms and Conditions of Use apply to Internet downloads.

Technical data	
<b>Input data</b>	
Nominal input voltage	100 V AC ... 240 V AC
AC input voltage range	85 V AC ... 264 V AC
DC input voltage range	90 V DC ... 350 V DC
AC frequency range	45 Hz ... 65 Hz

DC frequency range	0 Hz
Current consumption	Approx. 1.3 A (120 V AC)
	0.8 A (230 V AC)
	Approx. 1.3 A (90 V DC)
	Approx. 0.4 A (350 V DC)
Nominal power consumption	100 W
Inrush surge current	< 15 A (typical)
Power failure bypass	> 20 ms (120 V AC)
	> 20 ms (230 V AC)
Input fuse	3.15 A (slow-blow, internal)
Permissible backup fuse	B6
	B10
	B16

#### Output data

Nominal output voltage	12 V DC $\pm$ 1%
	10 V DC $\pm$ 1%
	15 V DC $\pm$ 1%
Setting range of the output voltage	10 V DC ... 15 V DC (> 12 V constant capacity)
Output current	8 A (-25 °C ... 60 °C)
	6.6 A (with POWER BOOST, -25°C ... 40°C permanent)
Derating	60 °C ... 70 °C (2.5%/K)
Connection in parallel	Yes, for assembling redundant systems and increasing efficiency
Connection in series	Yes
Residual ripple	< 40 mV <sub>PP</sub> (20 MHz)
Peak switching voltages nominal load	< 100 mV <sub>PP</sub> (20 MHz)
Maximum power dissipation idling	< 2.5 W
Power loss nominal load max.	< 12 W

#### General data

Width	67.5 mm
Height	99 mm
Depth	107 mm
Net weight	0.4 kg
Operating voltage display	Green LED
Efficiency	> 88 % (At 230 V AC and nominal values)

Insulation voltage input/output	3 kV (routine test)
	3 kV (type test)
Degree of protection	IP20
Protection class	II (in an enclosed control cabinet)
MTBF (IEC 61709, SN 29500)	> 500000 h
Ambient temperature (operation)	-25 °C ... 70 °C (> 60 °C derating)
Ambient temperature (storage/transport)	-40 °C ... 85 °C
Max. permissible relative humidity (operation)	95 % (at 25 °C, no condensation)
Mounting position	horizontal DIN rail NS 35, EN 60715
Assembly instructions	Can be aligned: Horizontal 0 cm, vertical 5 cm
Electromagnetic compatibility	Conformance with EMC Directive 2004/108/EC
Noise emission	EN 50081-2
Noise immunity	EN 61000-6-2:2005
Low Voltage Directive	Conformance with LV directive 2006/95/EC
Standard - Safety of transformers	EN 61558-2-17
Standard - Electrical safety	EN 60950-1/VDE 0805 (SELV)
Standard – Electronic equipment for use in electrical power installations and their assembly into electrical power installations	EN 50178/VDE 0160 (PELV)
Standard - Safe isolation	DIN VDE 0100-410
	DIN VDE 0106-1010
Standard – Limitation of mains harmonic currents	EN 61000-3-2
Standard – Equipment safety	GS (tested safety)
UL approvals	UL/C-UL listed UL 508
	UL/C-UL Recognized UL 60950
	UL/C-UL Listed UL 1604 Class I, Division 2, Groups A, B, C, D

#### Connection data, input

Connection method	Pluggable screw connection
Conductor cross section solid min.	0.2 mm <sup>2</sup>
Conductor cross section solid max.	2.5 mm <sup>2</sup>
Conductor cross section stranded min.	0.2 mm <sup>2</sup>
Conductor cross section stranded max.	2.5 mm <sup>2</sup>
Conductor cross section AWG/kcmil min.	24
Conductor cross section AWG/kcmil max	12
Stripping length	7 mm
Screw thread	M3

#### Connection data, output

Connection method	Pluggable screw connection
Conductor cross section solid min.	0.2 mm <sup>2</sup>
Conductor cross section solid max.	2.5 mm <sup>2</sup>
Conductor cross section stranded min.	0.2 mm <sup>2</sup>
Conductor cross section stranded max.	2.5 mm <sup>2</sup>
Conductor cross section AWG/kcmil min.	24
Conductor cross section AWG/kcmil max	12
Stripping length	7 mm

#### Signaling

Output name	DC OK active
Output description	U <sub>OUT</sub> > 9 V: High signal
Maximum switching voltage	≤ 12 V
Output voltage	+ 12 V (signal)
Continuous load current	≤ 20 mA
Status display	"DC OK" LED green
Conductor cross section solid min.	0.2 mm <sup>2</sup>
Conductor cross section solid max.	2.5 mm <sup>2</sup>
Conductor cross section stranded min.	0.2 mm <sup>2</sup>
Conductor cross section stranded max.	2.5 mm <sup>2</sup>
Conductor cross section AWG/kcmil min.	24
Conductor cross section AWG/kcmil max	12
Screw thread	M3

#### Certificates / Approvals

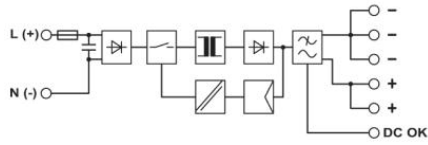


Certification CUL, CUL Listed, UL, UL Listed

Certification Ex: CUL-EX LIS, UL-EX LIS

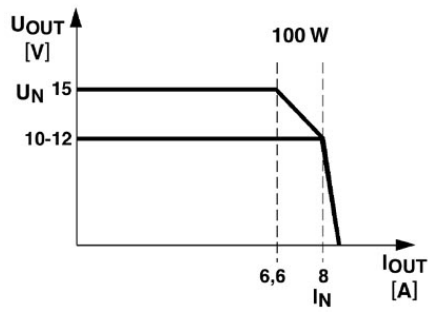
## Diagrams/Drawings

### Block diagram



### Diagram

Output characteristic curve



**Address**

PHOENIX CONTACT Inc., USA  
586 Fulling Mill Road  
Middletown, PA 17057, USA  
Phone (800) 888-7388  
Fax (717) 944-1625  
<http://www.phoenixcon.com>



© 2011 Phoenix Contact  
Technical modifications reserved;