

MINI-PS-100-240AC/24DC/C2LPS


Order No.: 2866336



<http://eshop.phoenixcontact.de/phoenix/treeViewClick.do?UID=2866336>


DIN rail power supply unit, primary-switched mode, slim design, output: 24 V DC / 100 W, NEC Class 2 approval.



Commercial data	
GTIN (EAN)	
sales group	H041
Pack	1 pcs.
Customs tariff	85044082
Catalog page information	Page 597 (IF-2011)

Product notes

WEEE/RoHS-compliant since:
01/17/2008



<http://www.download.phoenixcontact.com>
Please note that the data given here has been taken from the online catalog. For comprehensive information and data, please refer to the user documentation. The General Terms and Conditions of Use apply to Internet downloads.

Technical data	
Input data	
Nominal input voltage	100 V AC ... 240 V AC
AC input voltage range	85 V AC ... 264 V AC
DC input voltage range	90 V DC ... 350 V DC
AC frequency range	45 Hz ... 65 Hz

DC frequency range	0 Hz
Current consumption	Approx. 1.3 A (120 V AC)
	0.8 A (230 V AC)
	Approx. 1.3 A (90 V DC)
	Approx. 0.4 A (350 V DC)
Inrush surge current	< 15 A (typical)
Power failure bypass	> 20 ms (120 V AC)
	> 100 ms (230 V AC)
Input fuse	3.15 A (slow-blow, internal)
Permissible backup fuse	B6
	B10
	B16

Output data

Nominal output voltage	24 V DC \pm 1%
Setting range of the output voltage	22.5 V DC ... 26 V DC (> 24 V constant capacity)
Output current	3.8 A (-25 °C ... 60 °C)
Derating	60 °C ... 70 °C (2.5%/K)
Connection in parallel	Yes, for redundancy and increased capacity
Connection in series	Yes
Residual ripple	< 40 mV _{PP} (20 MHz)
Peak switching voltages idling	< 100 mV _{PP} (20 MHz)
Maximum power dissipation idling	2.5 W
Power loss nominal load max.	12 W

General data

Width	67.5 mm
Height	99 mm
Depth	107 mm
Net weight	0.4 kg
Operating voltage display	Green LED
Efficiency	> 88 % (At 230 V AC and nominal values)
Insulation voltage input/output	3 kV (routine test)
	3 kV (type test)
Degree of protection	IP20
Protection class	II (in an enclosed control cabinet)

MTBF (IEC 61709, SN 29500)	> 500000 h
Ambient temperature (operation)	-25 °C ... 70 °C (> 60 °C derating)
Ambient temperature (storage/transport)	-40 °C ... 85 °C
Max. permissible relative humidity (operation)	95 % (at 25 °C, no condensation)
Mounting position	horizontal DIN rail NS 35, EN 60715
Assembly instructions	Can be aligned: Horizontal 0 cm, vertical 5 cm
Electromagnetic compatibility	Conformance with EMC Directive 2004/108/EC
Noise emission	EN 50081-2
Noise immunity	EN 61000-6-2:2005
Low Voltage Directive	Conformance with LV directive 2006/95/EC
Standard - Safety of transformers	EN 61558-2-17
Standard - Electrical safety	EN 60950-1/VDE 0805 (SELV)
Standard – Electronic equipment for use in electrical power installations and their assembly into electrical power installations	EN 50178/VDE 0160 (PELV)
Standard - Safe isolation	DIN VDE 0100-410
	DIN VDE 0106-1010
Standard – Limitation of mains harmonic currents	EN 61000-3-2
Standard – Equipment safety	GS (tested safety)
UL approvals	UL/C-UL listed UL 508
	UL/C-UL Recognized UL 60950
	UL/C-UL Listed UL 1604 Class I, Division 2, Groups A, B, C, D
	NEC Class 2 as per UL 1310

Connection data, input

Connection method	Pluggable screw connection
Conductor cross section solid min.	0.2 mm ²
Conductor cross section solid max.	2.5 mm ²
Conductor cross section stranded min.	0.2 mm ²
Conductor cross section stranded max.	2.5 mm ²
Conductor cross section AWG/kcmil min.	24
Conductor cross section AWG/kcmil max	12
Stripping length	7 mm
Screw thread	M3

Connection data, output

Connection method	Pluggable screw connection
-------------------	----------------------------

Conductor cross section solid min.	0.2 mm ²
Conductor cross section solid max.	2.5 mm ²
Conductor cross section stranded min.	0.2 mm ²
Conductor cross section stranded max.	2.5 mm ²
Conductor cross section AWG/kcmil min.	24
Conductor cross section AWG/kcmil max	12
Stripping length	7 mm

Signaling

Output name	DC OK active
Output description	U _{OUT} > 21.5 V: High signal
Maximum switching voltage	≤ 24 V
Output voltage	+ 24 V (signal)
Continuous load current	≤ 20 mA
Status display	"DC OK" LED green
Note on status display	U _{OUT} > 21.5 V: LED lights up
Conductor cross section solid min.	0.2 mm ²
Conductor cross section solid max.	2.5 mm ²
Conductor cross section stranded min.	0.2 mm ²
Conductor cross section stranded max.	2.5 mm ²
Conductor cross section AWG/kcmil min.	24
Conductor cross section AWG/kcmil max	12
Tightening torque, min	0.5 Nm
Tightening torque max	0.6 Nm
Screw thread	M3

Certificates / Approvals

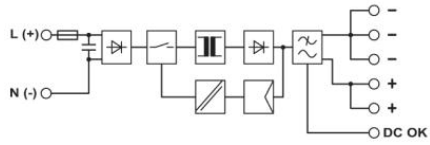


Certification CUL, CUL Listed, UL, UL Listed

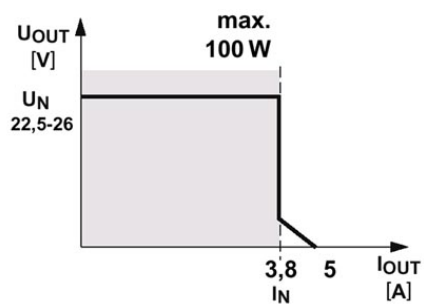
Certification Ex: CUL-EX LIS, UL-EX LIS

Diagrams/Drawings

Block diagram



Diagram



Output characteristic curve

Address

PHOENIX CONTACT Inc., USA
586 Fulling Mill Road
Middletown, PA 17057, USA
Phone (800) 888-7388
Fax (717) 944-1625
<http://www.phoenixcon.com>



© 2011 Phoenix Contact
Technical modifications reserved;