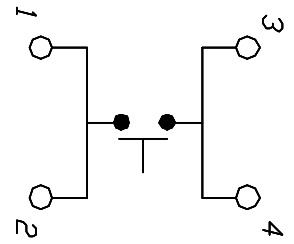
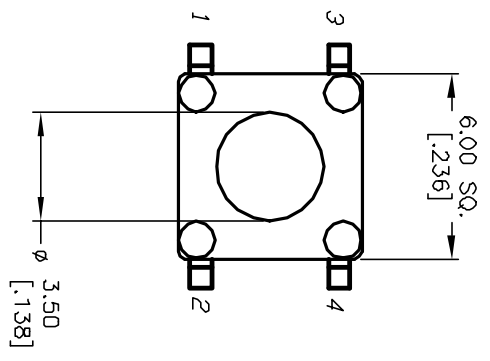


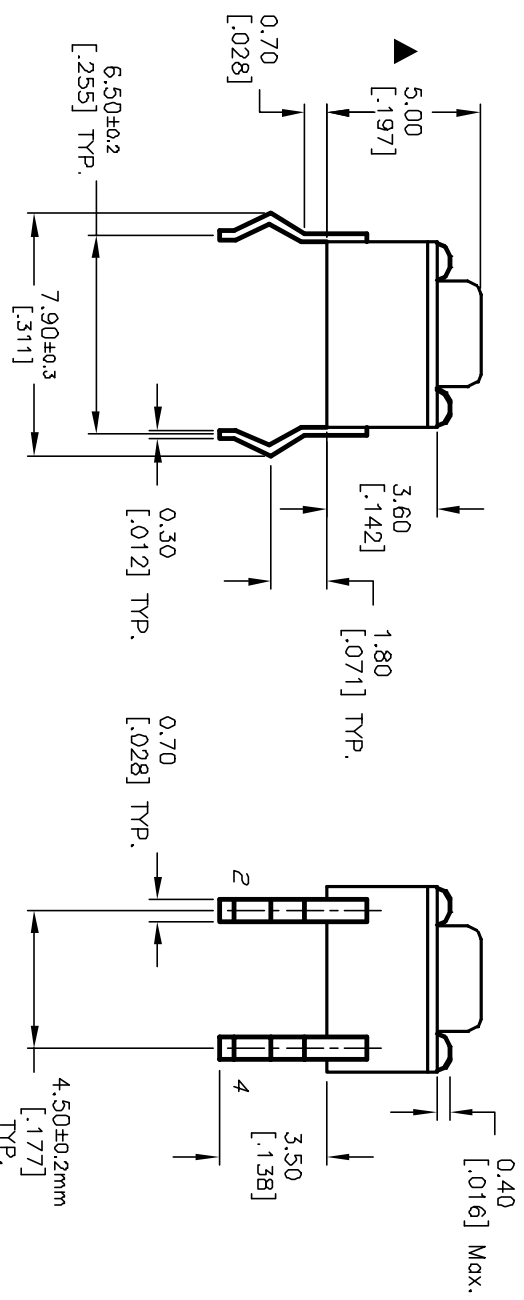
RECOMMENDED P.C.B. LAYOUT
 SCALE 3:1



CIRCUIT: SPST

NOTES:

1. ALL DIMENSIONS IN MM [INCH]
2. GENERAL TOLERANCE: $X.X = \pm 0.4$
 $X.XX = \pm 0.25$
3. TERM. NOS. FOR REFERENCE ONLY.
4. RATINGS: 12VDC, 50mA
5. OPERATING FORCE: 160 ± 50 gf
6. TRAVEL: 0.25 ± 0.1 mm
7. CONTACT RESISTANCE: 100 mILLI Ω Max.
8. DIELECTRIC STRENGTH: 250V RMS min.
9. INSULATION RESISTANCE: 100 Mega Ω min.
10. ELECTRICAL LIFE: 100,000 CYCLES min.
11. DESIGNATE MAJOR FEATURE:



E-SWITCH®

REV.	ECN No.	DESCRIPTION	DATE	CHKD	SCALE	DATE	DR	DWG	REV
A	11621	RELEASED FOR PRODUCTION	8/20/01	CJB	4:1	8/20/01	CJB	D310002	A
THE INFORMATION CONTAINED IN THIS DOCUMENT IS PROPRIETARY TO E-SWITCH AND IS NOT TO BE COPIED OR TRANSFERRED									