

4

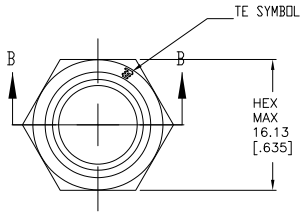
3

2

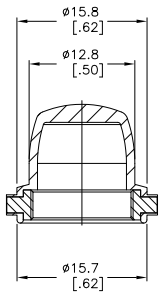
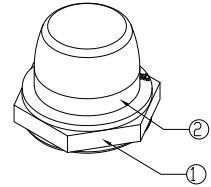
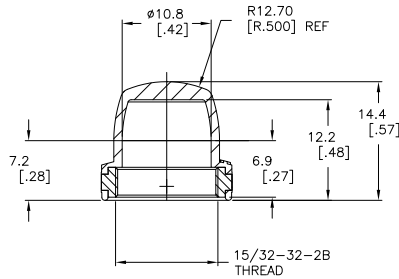
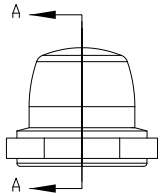
1

THIS DRAWING IS UNPUBLISHED. RELEASED FOR PUBLICATION
 © COPYRIGHT BY TYCO ELECTRONICS CORPORATION. ALL RIGHTS RESERVED.

LOC	DIST	REVISIONS			
F	LNK	DESCRIPTION	DATE	BY	APPD
AD	00	B	ECO-08-001760	22JAN2008	MB MW



1. ALL COLORS AND MATERIALS MADE FROM ONE TOOL.
2. SOME DIMENSIONS MAY VARY DUE TO DIFFERENT COMPOUND SHRINKAGE FACTOR.
3. MINOR FLASH ACCEPTABLE ON INSERT THREAD.
4. BLACK FINISH/NICKEL PLATING ON INSIDE THREADS REMOVED DUE TO MOLDING PROCESS PERMITTED.
5. RUBBER TO METAL BOND MUST MEET OR EXCEED THE TEAR STRENGTH OF RUBBER.
6. RUBBER OVERLAY PERMISSIBLE OVER HEX FLATS AS SHOWN IN THE DRAWING.
7. COMPONENTS MUST COMPLY WITH THE EUROPEAN DIRECTIVE 2002/95/EC ON RESTRICTION OF THE USE OF CERTAIN HAZARDOUS SUBSTANCES IN ELECTRICAL AND ELECTRONIC EQUIPMENT (RoHS DIRECTIVE).



ALCO P/N	PART NUMBER	HEX NUT MATERIAL	RUBBER BOOT MATERIAL
BP1532004	1825603-1	BRASS, BLACK OXIDE PER MIL-F-495	SILICONE, COLOR BLACK
BP1532204	1825603-2	BRASS, NICKEL PLATE PER QQ-N-290	SILICONE, COLOR RED
BP1532804	1825603-3	BRASS, NICKEL PLATE PER QQ-N-290	SILICONE, COLOR GRAY

NO.	DESCRIPTION	DRAWING NO.	MATERIAL
①	NUT 15/32-32 UNS-2B	HEX NUT 15/32-32	BRASS, FINISH AS PER ABOVE TABLE
②	RUBBER BOOT	RUBBER BOOT	SILICONE PER ZZ-R-765, CLASS 3A, GRADE 06 COLOR AS PER ABOVE TABLE

THIS DRAWING IS A CONTROLLED DOCUMENT.		DRW R. BROWN	07JAN2008	Tyco Electronics Corporation Harrisburg, PA 17105-3608
DIMENSIONS: mm [INCHES]		CHK M. WILBOURN	07JAN2008	
TOLERANCES UNLESS OTHERWISE SPECIFIED:		APPD M. WILBOURN	07JAN2008	NAME
0 P.L.C.	± .005	15/32-32 PUSHBUTTON BOOT SEAL		
1 P.L.C.	± .005 (± 0.01)	APPLICATION SPEC: --		
2 P.L.C.	± 0.13 (0.005)	WEIGHT: --		
3 P.L.C.	± .005	SIZE CASE CODE DRAWING NO: A2 00779 C=1825603		
4 P.L.C.	± .005	RESTRICTED TO: --		
ANGLES	± .5°	CUSTOMER DRAWING		
MATERIAL	SEE TABLES	SCALE: 4:1 SHEET: 1 of 1 REV: B		

1825603

A